

BOROUGH OF CONSHOHOCKEN
FISCAL YEAR 2024
BUDGET



BOROUGH COUNCIL

Colleen Leonard, President
Tina Sokolowski, Vice President
Anita Barton, Member
Stacy Ellam, Member
Kathleen Kingsley, Member
Adrian Serna, Member
Karen Tutino, Member

MAYOR

Yaniv Aronson

Stephanie Cecco, Borough Manager

Introduction

The 2024 budget process was extremely efficient. Council, the Mayor and the Administrative staff worked collectively to meet and exceed all timelines as prescribed by Borough Code. The 2024 budget is submitted in accordance with the Ordinance(s) of the Borough and Laws of the Commonwealth, specifically Borough Code and related laws. The 2024 Budget is balanced with fund equity and revenues matching estimated expenditures. It reflects, as accurately as possible, the estimated revenues and expenditures for the 2024 calendar year. The budget includes all of Borough Council's priorities and goals for the fiscal year. The 2024 Budget does not include a tax increase. Conshohocken Borough millage will remain at 4.5 mills for the 2024 fiscal year. The budget encompasses capital equipment and projects and continues allocating resources to reserve and emergency funds to ensure the financial stability of the Borough in the future. The budget illustrates the many services that the community receives as a result of their tax dollars. It also exemplifies that the Borough works hard on a regular basis to provide quality service to its constituents. Lastly, the budget encompasses goals and objectives for each Department in the Borough. These goals and objectives are justification for the expenditures in 2024.

We, as administrators, are honored to serve the Borough of Conshohocken. Not just the elected officials, but also the residents, business owners and community groups. It is our belief that through this 2024 budget and continued collaboration between these three entities that the Borough can continue to evolve forward with the goal of enhancing the quality of life in Conshohocken.

Sincerely,

Stephanie Cecco

Stephanie Cecco
Borough Manager

Overview of Borough Funds

Conshohocken Borough has multiple accounting funds. Major funds consist of the primary operating fund, also known as the general fund, and capital fund. Secondary accounts consist of special tax levy and fiduciary funds. Special tax levy funds are funded through millage rate and are restricted by law to specific purposes. They consist of the Street Light Fund, Fire Protection Fund, Library Fund and Debt Service Fund. Fiduciary funds consist of the police and non-uniformed pension funds and the OPEB Trust. Reserve funds consist of the Capital Reserve Fund and Operating Reserve Fund. The purpose of the reserve funds is to help ensure the financial stability of the Borough in the future. The budget consists of additional funds including: Highway Aid, Economic Development, Home Program, Park and Rec Impact, and Mary Wood Park.

Below is a short description of each fund and its function within the overall budget.

1. The *General Fund* is the chief operating fund of the Borough and includes core services by department such as administration, police, public services, fire services, engineering, licenses and inspections, professional services, legal services, stormwater management, parks, and recreation. The fund receives 3.3483 mills from real estate tax. It is important to note that the overall increase from FY23 to FY24 is 15.15% with the majority of the increase coming from contractual obligations, stormwater management, pension funding obligations, and personnel costs.
2. The *Street Lighting Fund* receives .1677 mills from real estate tax to support operation and maintenance of streetlights in the Borough. The Borough continues to invest in LED lighting with the goal of decreasing future energy costs.
3. The *Fire Protection Fund* receives .1254 mills from real estate tax. The Fund and corresponding levy was established for the following purpose: "to assist fire companies in the Borough with the purchase, removal and repair of fire engines, fire apparatus or fire hoses, the purchase of land upon which to erect a firehouse or firehouses, the employment of career firefighters, or for general operations, " in accordance with section 1302(6) of the Borough code.
4. The *Library Fund* receives .0836 mills from real estate tax. The fund and corresponding levy was established for the following purpose: "to maintain and/or aid in maintaining the Conshohocken Free Library as a local library."
5. The *Debt Service Fund* receives 0.7750 mills from real estate tax. This fund was created to account for the debt that is being created by General Obligation Notes associated with the construction of Borough Hall.
6. The *Capital Fund* was created to account for anticipated capital expenditures such as investment in assets annually.

7. The *Capital Reserve Fund* and *Operating Reserve Fund* are funds created to ensure the financial stability of the Borough in the future as permitted by Borough Code. The Operating Reserve fund may not exceed 25% of the estimated revenues of the Borough's general fund in a budget's current fiscal year.
8. The *OPEB Trust* was created in FY2019. This Trust was created with the intent of annually allocating reserve funds specifically to cover future costs of post employment benefits.
9. The *Police, Fire, and Non-Uniform Pension Funds* account for all pension related funds and transactions.
10. The *Highway Aid Fund* utilizes Liquid Fuels dollars received from the Commonwealth of Pennsylvania. Use of liquid fuels dollars are restricted by law for specific roadway purposes.
11. The *Economic Development Fund* accounts for all community development and associated grant activities.
12. The *Home Program Fund* accounts for home program assistance and qualifying home improvement grant activities administered by Borough administration.
13. The *Mary Wood Park Fund* covers expenditures relative to the Mary Wood Park Property as approved by the Mary Wood Park Commission and Borough Council.
14. The *Park and Rec Impact Fund* accounts for all monies generated from development whereby Council and the applicant agreed to a payment of a fee in lieu of dedication of land. This fund is earmarked specifically for the purpose of providing park and recreational facilities within the Borough of Conshohocken.

Budget Preparation Team

Stephanie Cecco, Borough Manager
Z. Raymond Sokolowski, Executive Director of Operations
Brittany Rogers, Executive Assistant to the Borough Manager
Angela Metz, Director of Administrative Services
Julie Davis, Treasurer
Dave Lennon, Acting Chief of Police
Tim Gunning, Fire Chief
Lauren Irizarry, Director of Recreation Services
Christine Stetler, Community Development and Grants Manager
Allison Lee, Zoning Officer
Paul Gornowski, Communications and Special Events Manager
Frank Perry, Director of Public Services

Thank you to all Borough staff for their hard work during the budget process and to our elected officials for all of their guidance and direction from commencement to completion.

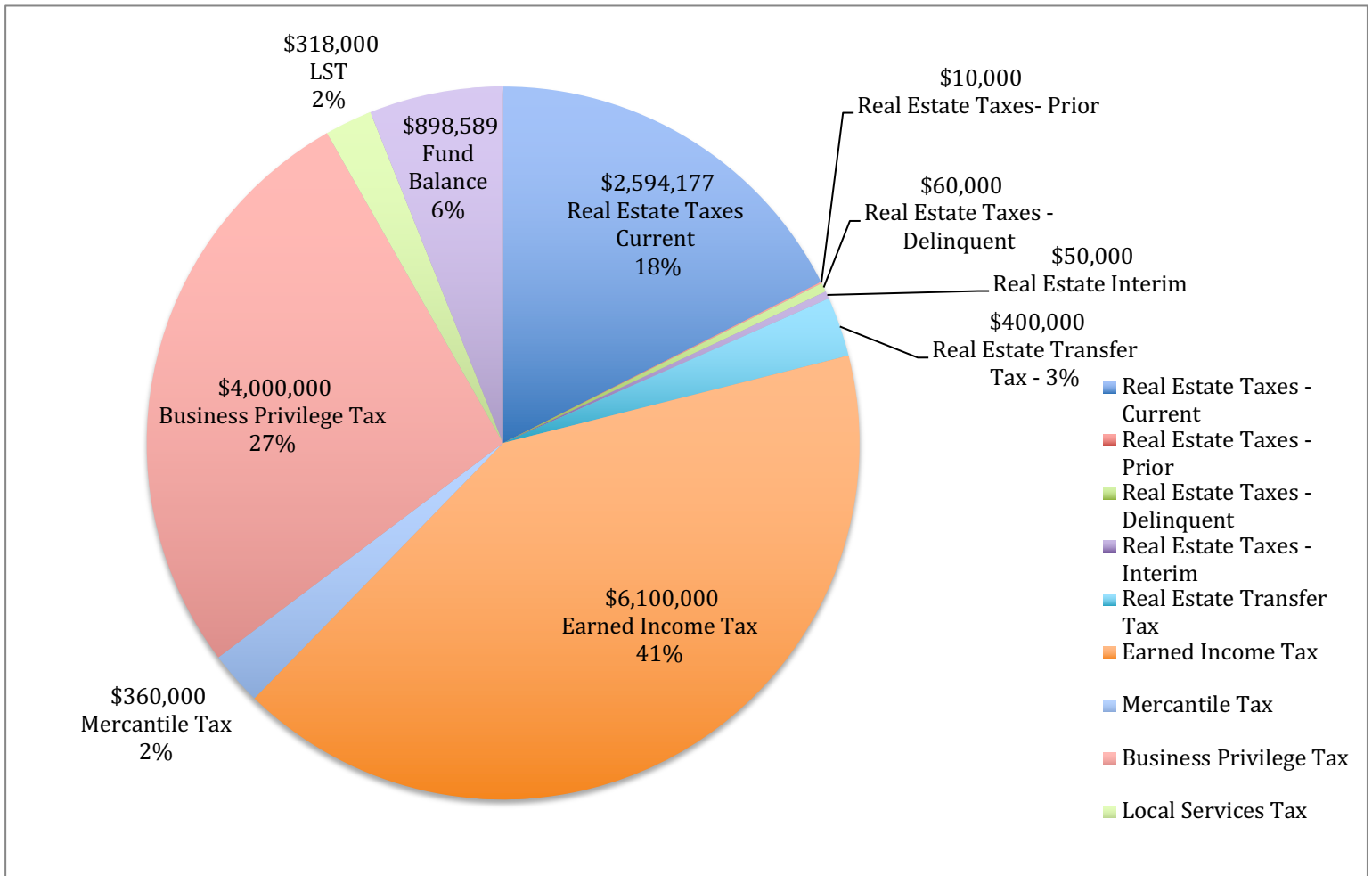
2024 Budget Highlights

Borough Council had a special budget workshop to develop goals and objectives for FY2024. The following funding priorities were identified and are reflected in the budget:

- No tax increase.
- Continued investment into reserve funds and OPEB Trust to ensure financial viability for the long-term.
- Investment into Public Safety:
 - Fire Department –part-time firefighters, fire stipend program, fire uniforms and equipment and an increased appropriation to our volunteer fire department.
 - Police Department – police vehicles, IT upgrades, parking kiosks and firearms.
 - Narberth Ambulance –annual appropriation
 - Emergency Management- equipment, flood gauge, IT upgrades
- Continued investment into Public Services with updated equipment, pocket parks, GIS system and stormwater management
- Continued investment into Recreation Services for improved Quality of Life with a rebuild of the Sutcliffe Park Basketball Courts, Sutcliffe Park Trail reconstruction, and facility upgrades to the Community Center and A-Field
- Introduction of the Conshohocken Shuttle Program
- Funds allocated for Grants and capital engineering and traffic engineering projects.
- Increased personnel to meet the needs of an estimated 35% population increase over the course of the next two years while still providing the same level of quality service to our constituents.

Primary Revenue Sources

Real Estate and business taxes are the primary sources of revenue for the Borough along with Fund Equity. The strong commercial real estate market continues to result in high real estate transfer, earned income and business privilege/mercantile tax income.



Real Estate Tax - Where Do Resident Tax Dollars Go?

Millage rate is the amount per \$1,000 used to calculate taxes on a property. One mill represents \$1 in taxes per \$1,000 in tax-assessed value. For example, consider a home's assessed value is \$100,000. Then 1 mill of tax would equal \$100. The Borough's total millage rate in 2023 was 34.147 mills. This means the homeowner owes \$34.147 in taxes for every \$1,000 in tax-assessed value. In this example, that would amount to \$3,414.70 in property taxes annually.

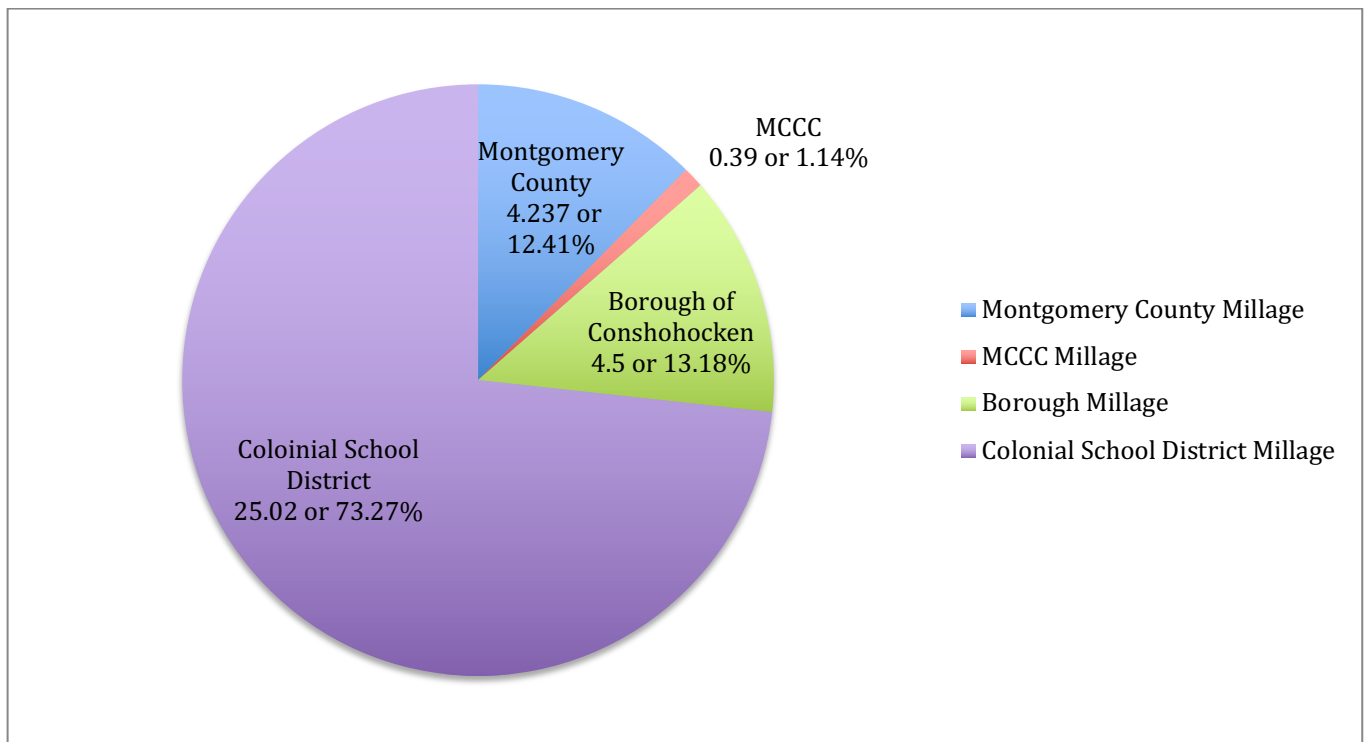
In 2023, the millage rate for a Conshohocken resident was broken out into four categories totaling 34.147:

- 2023 Montgomery County Millage = 4.237
- 2023 Montgomery County Community College Millage = 0.39
- **2023 Borough Millage = 4.5**
- 2023 Colonial School District Millage = 25.02

If we continue with our example, this would mean that this homeowner would owe the following annual costs in property tax:

- **Amount owed to the Borough = \$450 (\$100 x 4.5)**
- Amount owed to County = \$423.70 (\$100 x 4.237)
- Amount owed to MCCC = \$39 (\$100 x .39)
- Amount owed to Colonial School District = \$2,502 (\$100 x 25.02)

The chart below illustrates where a resident's tax dollars go based on 2023 millage rates. In this example, this particular property owner would owe approximately \$37.50 a month to the Borough for the following services: trash removal, recycling, snow plowing, upgraded parks, police protection, fire protection, emergency services, library services, code enforcement, permitting, property maintenance, road improvements, recreational programming, community center, rowing center, stormwater management, and access to free special events.



Real Estate Tax – The Value of One Mill

The total estimated assessed value of real estate for 2024 is \$800,107,564. Total revenue based on 4.5 mills accounting for penalties, delinquent taxes and discounts is \$3,486,484.

Millage Tax Rate and Revenues by Fund

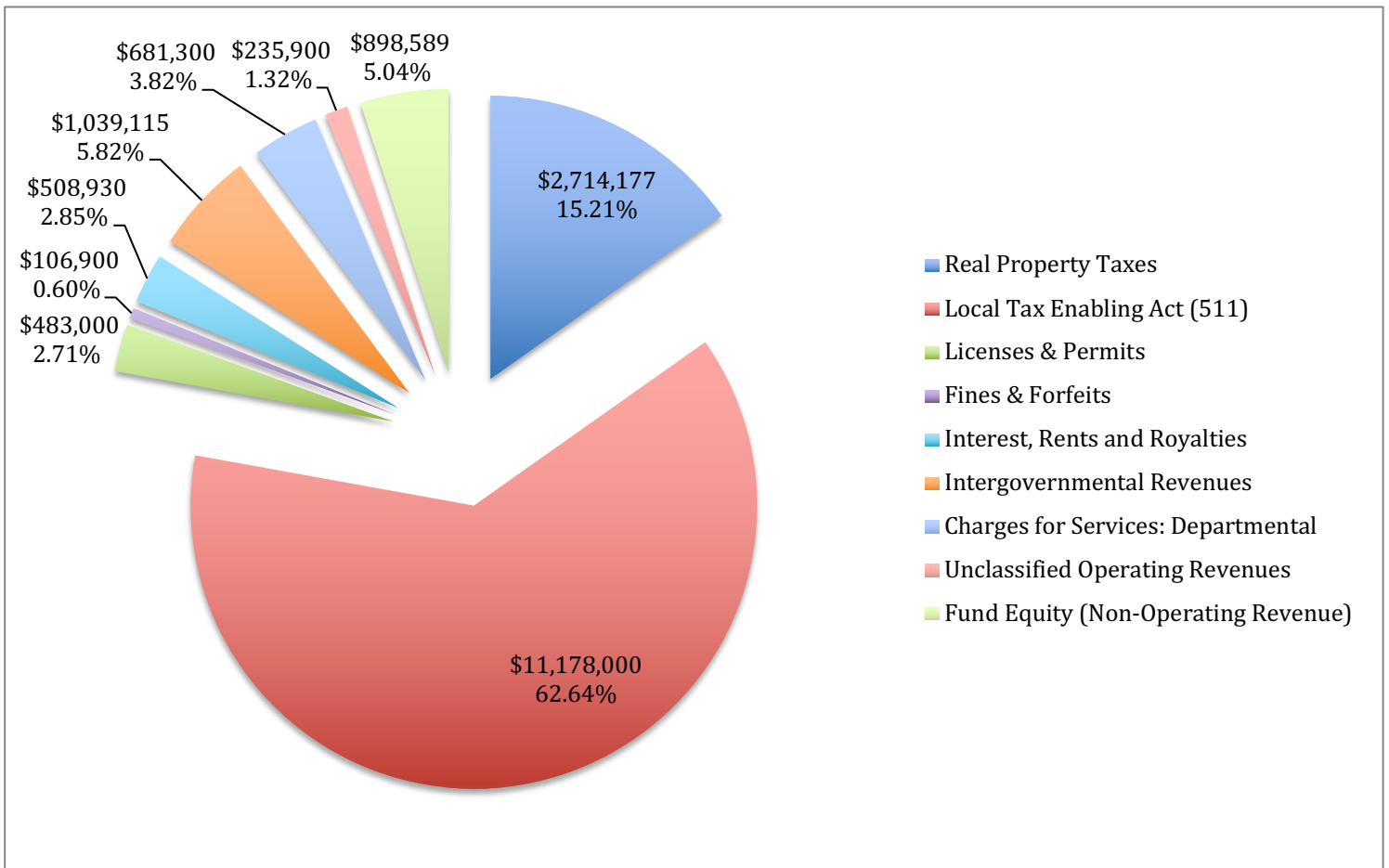
Fund	FY 2024 Levy	FY 2024 Tax Revenue
General Fund	3.3483	\$2,594,177
Street Lighting Fund	0.1677	\$129,930
Fire Protection Fund	0.1254	\$97,157
Library Fund	0.0836	\$64,771
Debt Service Fund	0.7750	\$600,449
Total	4.50	\$3,486,484

Millage Tax Rate and Revenues by Fund FY 2023 v. FY 2024

Fund	FY 23 Levy	FY 23 Revenue	FY 24 Levy	FY 24 Revenue
General	3.3483	\$2,372,853	3.3483	\$2,594,177
Street Lighting	0.1677	\$118,845	0.1677	\$129,930
Fire Protection	0.1254	\$88,868	0.1254	\$97,157
Library	0.0836	\$59,245	0.0836	\$64,771
Debt Service	0.7750	\$549,222	0.7750	\$600,449
Total	4.50	\$3,189,033	4.50	\$3,486,484

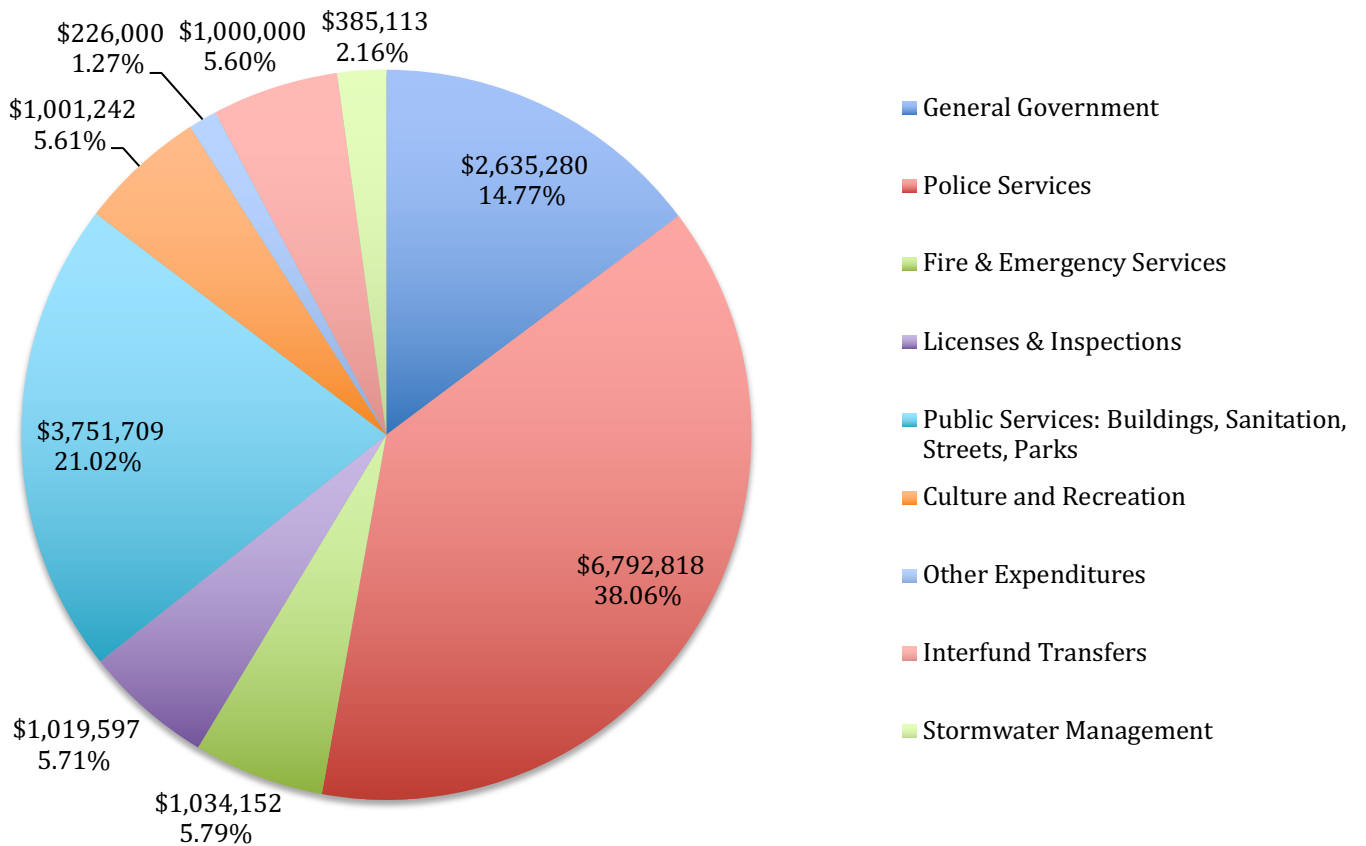
Operating Revenues

Revenue Category	Amount
Real Property Taxes	\$2,714,177
Local Enabling Tax Act (511)	\$11,178,000
Licenses & Permits	\$483,000
Fines and Forfeits	\$106,900
Interest, Rents and Royalties	\$508,930
Intergovernmental Revenues	\$1,039,115
Charges for Services: Departmental	\$681,300
Unclassified Operating Revenues	\$235,900
Total Operating Revenue	\$16,947,322
Fund Equity (Non-Operating Revenue)	\$898,589
Total All Revenue Sources	\$17,845,911

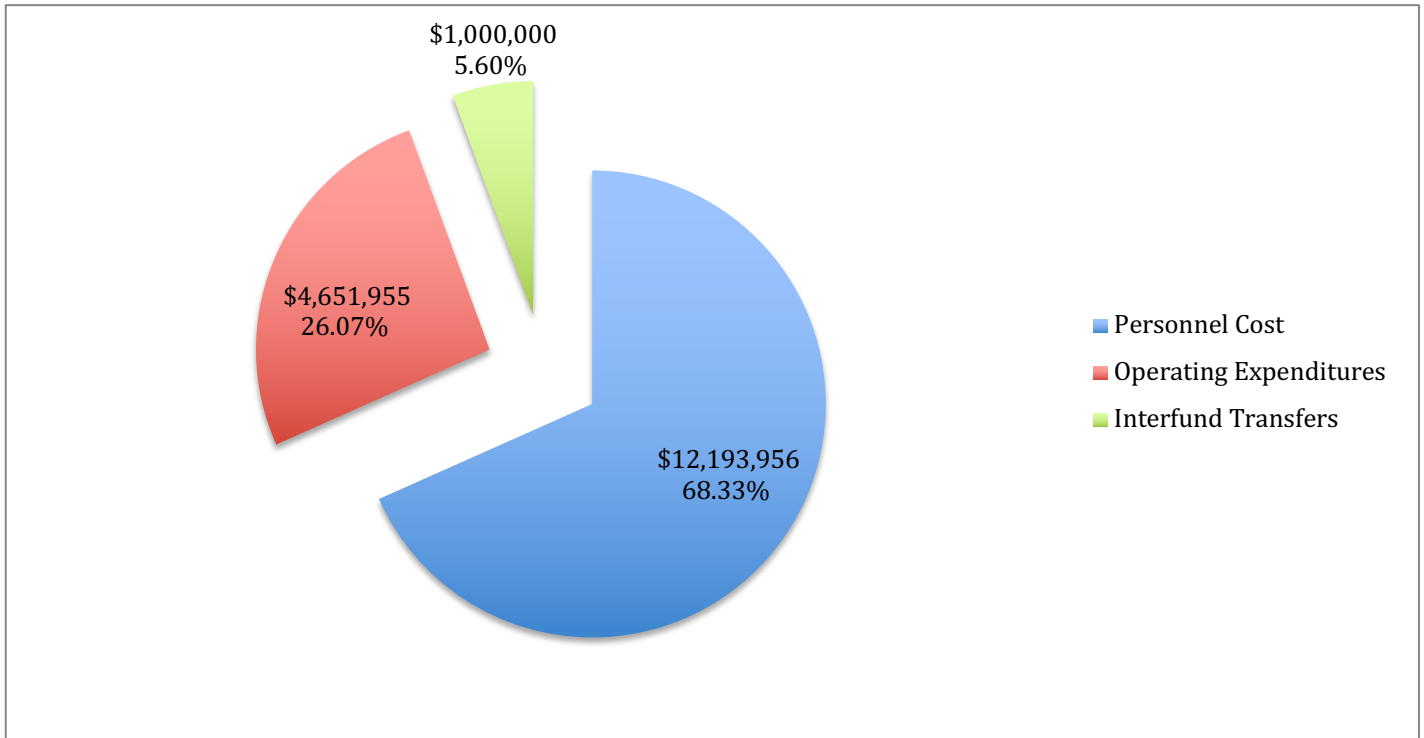


Operating Expenditures

Expenditure Category	Amount
General Government	\$2,635,280
Police Services	\$6,792,818
Fire & Emergency Services	\$1,034,152
Licenses & Inspections	\$1,019,597
Public Services: Buildings, Sanitation, Streets, Parks	\$3,751,709
Culture and Recreation	\$1,001,242
Other Expenditures	\$226,000
Stormwater Management	\$385,113
Total Operating Expenditures	\$16,845,911
Interfund Transfers (Non-Operating)	\$1,000,000
Total Operating & Non-Operating Expenditures	\$17,845,911



Key Cost Centers



2024 Budget Timeline

- July 2023 – Department FY24 Capital Requests and Council Goals
- August – September 2023 – Department FY24 Operational Budget Requests and Meetings to Review Expenses
- September 2023 – Council FY24 Special Budget Workshop
- October 2023 – Administrative Review of FY24 Budget
- November 1, 2023 – Budget Presentation
- November 15, 2023 – Authorization to Advertise the FY24 Budget and Tax Levy Resolution
- December 20, 2023 – Consider FY 2024 Budget for Adoption and Tax Levy Resolution

2024 Department Budget Messages

Administrative Services

*Angela Metz,
Director of Administrative Services*

The Department of Administrative Services includes human resources, insurance and risk management, information technology, finance, budget preparation, special projects as assigned, and oversight of assigned departments or divisions within the Borough operation as assigned. Each function plays a critical role in service delivery to the community.

Department FY 2023 Achievements

1. Completed Financial Audits including Borough Financial Audit, Liquid Fuels, Worker's Comp and Pensions.
2. Finalized FEMA assistance for Storm Ida.
3. Completed Safety Committee recertification.
4. Hosted a Wellness Clinic for Borough employees in conjunction with Delaware Valley Health Trust
5. Revised Borough's Employee Manual while creating Fire Department specific policies.
6. Utilized Delaware Valley Risk Control Grant Funds specific to Workers Comp and Property & Liability.
7. Implemented GASB 87 per guidelines.

Department FY 2024 Goals

Multiple strategic goals are planned for the Department of Administrative Services for the 2024 fiscal year. All goals are geared towards streamlining overall Borough operations leading to increased efficiency.

Administration

1. Continue focus on safety and wellness with clinics and trainings.

Human Resources

1. Provide employee training with online classes and seminars in conjunction with Delaware Valley Trust.

Records Management

1. Continue to organize department files in archive records room.
2. Prepare for the disposal of records per the PA Municipal Records Manual.
3. Continued education on paperless filing and organization.

Communications & Special Events

*Paul Gornowski,
Communications & Special Events Manager*

The Communications and Special Events Manager works to maintain government transparency through various forms of media and creates community engagement opportunities within the Borough. This includes distributing public information; managing all communication outlets; designing digital and print media; filming Borough Council Meetings; planning and advertising seven (7) Borough sponsored special events; and coordinating special event requests received by the Office of the Borough Manager.

Communication Outlets

- Borough Website
- Social Media (*Facebook, Twitter, Instagram*)
- Borough TV Channel
- Digital sign outside of Borough Hall
- Digital sign in the Borough Hall Lobby
- New Digital sign at 8th Avenue and Fayette Street
- Borough Newsletter and Recreation Services Activity Guide

Special Events

- *2023 Borough Sponsored Events*
 - a. July 3rd Fireworks
 - b. The Summer Concert Series – Six Thursday night concerts in July and August
 - c. Conshohocken Funfest
 - d. Conshohocken Halloween Parade
 - e. Holiday Drive-In Movie: The Santa Clause
 - f. Holiday House Decorating Contest
 - g. EAC Greenfest
- *2023 Annual Community Special Events*
 - a. Saint Patrick’s Day Parade
 - b. Arts Festival & Car Show – Sponsored by the Mayor and Destination Conshohocken
 - c. The Soap Box Derby – Sponsored by Conshohocken AMBUCS
 - d. The Christmas Tree Lighting Ceremony – Sponsored by Conshohocken AMBUCS
 - e. The Grand Menorah Lighting Ceremony – Sponsored by the Chabad of Lafayette Hill
- *2023 Additional One-Time Special Events*
 - a. NBC 10/Philadelphia Eagles Block Party/Pep Rally for NFC Championship Game
 - b. Visit from the Budweiser Clydesdales in April

Department FY 2023 Achievements

1. Produced two (2) Borough Newsletters.
2. Worked with CGI to produce updated promotional videos for the Borough that are housed on the front page of the Borough website
3. Coordinated, planned, and organized all facets of Borough sponsored special events and annual community special events in conjunction with Borough Departments.

Department FY 2024 Goals

1. Assess all Communication and Special Event operations and find areas of potential growth.
2. Improve photography and videography needs for department
3. Redesign Funfest page on the website to give it a more exciting look and promote our event sponsors better.

*Community Development and Grants**Christine Stetler,
Community Development and Grant Coordinator*

Community development and grants activities in 2023 included the following: operation of the Housing Rehabilitation Program, implementation of the 2022 CDBG Curb Ramp Project, implementation of the Sutcliffe Park Trail Reconstruction Project, operation of the Special Dedicated Parking Program, licensing of outdoor dining, grant research, the submission of authorized grant applications, and the management of awarded grants.

Currently, there are four (4) open federal contracts awarded to the Borough: three (3) years of Community Development Block Grant contracts, and one (1) HOME contract. One (1) CDBG contract will be closed in early 2024. Total available CDBG funds in 2024 are estimated at \$40,000.00. Approximately \$200,000.00 in HOME funds will be available. These funds will be applied to the Housing Rehabilitation Program and the 2022 CDBG Curb Ramp Project.

\$310,000.00 from the PA Department of Conservation and Natural Resources and the Greenways, Trails and Recreation Program will be available in 2024 for the Sutcliffe Park Trail Reconstruction Project. The total cost of this project is estimated at \$764,000.00, with matching funds of \$455,000.00 being provided by the Borough.

A grant of \$222,968.00 from the Department of Environmental Protection will be expended in 2024 for the purchase of a recycling truck. Matching funds of \$24,774.00 will be provided by the Borough.

An application to the Statewide Local Share Account of the Commonwealth Financing Agency has been submitted (11/2023) for the purchase of a police vehicle and its upfit. If awarded funds in the amount of \$70,134.00 would be available in Fall, 2024. No matching funds would be required for this grant.

Department FY 2023 Achievements

Community Development

1. Full rehabilitation of six (6) properties were completed in 2023, and one (1) plumbing problem in a 2022 rehabilitation project was resolved.
2. 2022 CDBG Curb Ramp Project.
3. The 2019 CDBG contract was closed.
4. The 2017 HOME contract was closed.
5. The Borough received favorable monitoring letters from the Department of Community and Economic Development in the areas of Fiscal Management and Labor Standards.

Special Dedicated Parking Program

1. Twelve (12) new dedicated parking spaces were approved and installed as of 10/31/23.
2. Seven (7) dedicated parking spaces were removed as of 10/31/23.

Café Licenses: Fifteen (15) licenses were issued for outdoor dining.

Sutcliffe Park Trail Reconstruction

1. Gilmore and Associates were chosen as the Design Consultant for the project.
2. Project design should be completed by the end of 2023.
3. Parcels which comprise the park were consolidated, and a corrected deed was prepared and recorded.

Other Grants

1. 902 Recycling Program
 - Grant award letter was received, and contracting was completed.
 - Work to order a new recycling truck is underway.
2. Prepared and submitted a grant application to the Statewide Local Share Account for a police vehicle.
3. Prepared and submitted the 2023 Community Development Block Grant Application in the amount of \$153,141.00. If approved funds will be available in 2024, and will be used for additional curb ramp installation.

Department FY 2024 Goals

1. Complete rehabilitation of an additional four (4) properties.
2. Complete the 2022 CDBG Curb Ramp Project.
3. Begin reconstruction of the Sutcliffe Park Walking Trail
4. Complete purchase of recycling truck and close out of 902 Recycling Program Grant
5. Close out 2020 and 2022 CDBG contracts, and secure extension of 2021 CDBG contract.
6. Execute 2023 CDBG contract.
7. Secure engineering services for 2023 CDBG Curb Ramp Project.
8. Complete organization of archived files for zoning, community development and other grants.

Department of Emergency Management

*Z. Raymond Sokolowski,
Executive Director of Operations/Emergency Management Coordinator*

Conshohocken Emergency Management exists to promote and maintain public health and safety by preparing our residents, municipal leaders, local businesses, and local emergency response personnel for emergency situations. This mission is accomplished through the development of a comprehensive emergency response plan; conducting training exercises on the plan; and providing educational programs.

Department FY 2023 Achievements

1. Continued training for Emergency Management Coordinator, Deputy EM Coordinators, and employees.
2. Utilized CodeRED to keep our residents informed and up to date on all events, shelter-in-place, and evacuation notifications. Added additional language translations.
3. Continued to utilize Blazemark Software program. Updated and uploaded property structure plans and emergency response methods.
4. Installed radio dispatch center in EOC and trained Emergency Management, Police, and Public Services employees on its use.
5. Completed installation of USGS Flood Gauge.
6. Expanded the UAV (Drone) Team to 12 fully certified pilots.
7. Continued to implement and improve an Incident Command Post during events.
8. Hosted the Red Cross to speak on Emergency response with neighboring first responders.
9. Added High Water Vehicle to Emergency Management fleet and completed High Water training.
10. Added Security Cameras in Borough Parks and Administration Building.
11. Hosted Narberth Ambulance for a free community Narcan Training.
12. Certified 5 employees as CPR/First Aid/AED instructors.
13. Attended monthly Montgomery County Emergency Management trainings.

Department FY 2024 Goals

1. Utilize the NIMS and Incident Command as our template, structure, and response for large scale incidents.
2. Continue providing education for municipal leaders and emergency responders to handle larger-scale incidents and events.
3. Consult, liaise, and inform the public and other external agencies, as appropriate, of the Borough's procedures, plans and training materials to educate and prepare those who may be involved in or affected by an emergency.
4. Utilize the new Dispatch Center during events where EOC is activated.
5. Install desktop computers in the EOC for community use and trainings.

Fire Services

*Timothy Gunning,
Fire Chief*

The Conshohocken Fire Department is composed of highly dedicated, loyal and courageous volunteers that are supplemented by three (3) career firefighters and part-time paid firefighters. The fleet consists of four major fire apparatus, one engine truck, one squad truck, one air truck, and one quint. Additionally, there are support vehicles, three rescue boats, and 2 ATV's. In 2023, the department responded to over 500 fire calls in the Borough and surrounding areas.

The annual budget includes \$275,000 in appropriation funds to the Fire Companies. These funds support the daily operations of each fire station including building upkeep, payment of utilities, fire truck repair and maintenance, equipment repair and replacement, purchase of fire gear and much more. This financial support ensures that each fire company is prepared to provide the highest level of service to our community.

Department FY 2023 Achievements

1. Certified 18 Swiftwater Rescue Technicians.
2. Continued Highwater Rescue Vehicle Training.
3. Completed Highwater Rescue Training.
4. Completed Elevator Rescue Training for all career staff.
5. Participated and hosted community and fire prevention events including Sprinkler Night, Smoke Detector Giveaway Night, and annual Colonial Fire Prevention for multiple local fire companies.
6. Equipped part-time firefighters with EMT/paramedic experience.
7. Continued use of QRS Program in conjunction with Narberth Ambulance.
8. Utilized three (3) Rescue Boats for continued training.
9. Completed Standard Operating Procedures.
10. Added new Chief's Car to service.
11. Completion of work and training on High Water vehicle.

Department FY 2024 Goals

1. Continue to increase fire prevention activities.
2. Continue to advance the Fire Department with education and training to better serve the community
3. Educate and train new hires and current employees to understand building structures, layouts and construction types.
4. Continue revising Fire Policies as applicable.
5. Continue planning and preparedness for large scale planned events and incidents in collaboration with Police Department, Fire Police and EMS.
6. Put a new Engine into service.
7. Implement driver training and Traffic Incident Management training.
8. Certify Conshohocken Fire Department's Water Rescue team as a State Level 1A team.

Police Department

*David Lennon
Acting Chief of Police*

The Conshohocken Borough Police Department's mission is to improve quality of life and provide a sense of safety and security for our residents and guests. We promote respect and professionalism. It is our duty and obligation to maintain order, enforce the laws; and protect individual rights on a fair and equal basis. Our commitment to excellence not only extends to the community, but to the officers and employees of this department who have dedicated themselves to the profession of policing. The police department's operational strategy focuses on three main areas: police service, public safety, and training.

The Conshohocken Police Department is made up of the following Divisions and Units:

Administrative Division

Chief David Lennon supervises the Administrative Division, Patrol Sergeants, Parking Enforcement Unit, Fire Police, and Crossing Guards.

Detective Division

The Detective Division is assigned a variety of criminal cases such as, Fraud, Theft, Juvenile, Burglaries, Robberies, Missing Persons, Sexual Assaults, Assaults, Suspicious Death, Homicide, Forgery, Bad Checks, Drug Cases. The detective division is also responsible for the annual Thanksgiving Turkey Dinner Drive, which assists the less fortunate. During Christmas, the division assists the Colonial Neighborhood Council with the collection and distribution of gifts for families of need in the Borough of Conshohocken.

Patrol Division

This division is comprised of 16 sworn officers who are divided into four, four officer squads. Each squad is under the direction of a Sergeant. The Patrol Division's primary purpose is to respond to all emergency and non-emergency calls for service within Conshohocken Borough. Patrol Officers are also responsible for proactive patrols, traffic safety and enforcement, participation in community events, and conducting preliminary hearings at the local District Justice Office. In addition, patrol officers respond to mutual aid requests for assistance from other police agencies. The Conshohocken Police Department has an outstanding working relationship with other law enforcement agencies and is committed to assisting all public service professionals in the performance of their duties. The patrol division seeks to provide the most professional and ethical law enforcement services to the Borough of Conshohocken community, thereby ensuring the preservation of peace and the highest quality of life in our community.

Bicycle Patrol Unit

The Conshohocken Police Bicycle Unit has seven trained officers assigned. The unit is assigned to cover special community events and general patrol details. With the help from local businesses, the unit purchased bicycle helmets to give to children free of charge when they are riding on the street and do not have a helmet. This unit has also partnered with the Montgomery County Health Department to promote bicycle safety among children.

CMSAWT

CMSWAT is a "SWAT" team made up of Montgomery County Police Department Officers of which Conshohocken is a member. CMSWAT Officers are highly trained both mentally and physically to handle life threatening critical incidents.

Field Training

The field training unit is made up of two sergeants and four officers. All members of the FTO unit completed a 6-day FTO training program. This unit is intended to assist and guide "new" police officers with their transition from the academic setting to the performance of general law enforcement duties. While on probationary status, newly hired Conshohocken Borough Police Officers must successfully complete the field training and evaluation program

in order to attain Patrol Officer Status. It is the responsibility of the FTO's to thoroughly review field-training materials with new officers. This type of one-on-one training in a real law enforcement setting sets it apart from prior academy training.

Montgomery County Drug Task Force

The Montgomery County Drug Task Force consists of police officers from multiple jurisdictions throughout Montgomery County. Conshohocken Police Department has officers who are voluntarily assigned to this unit. These officers are highly trained and responsible for the investigation and apprehension of those people that engage in the trafficking of controlled substances.

Montgomery County DUI Task Force

The Montgomery County DUI Task Force consists of police officers from multiple jurisdictions throughout Montgomery County. These officers conduct roadside sobriety check points and roving DUI enforcement details throughout the year to remove impaired drivers from our roadways.

ICAC Unit

The Conshohocken Police Department participates in this highly specialized unit that investigates child Internet crime in conjunction with Homeland Security.

Montgomery County Human Trafficking/Child Exploitation Task Force

The Conshohocken Police Department participates in this highly specialized unit that help find missing children and help victims of human trafficking.

Federal Task Force

A detective is credentialed as a federal Agent and is assigned part-time to the Philadelphia FBI Child Exploitation and Human Trafficking Task Force.

Department FY 2023 Achievements

1. Equipped officers with body worn cameras, as well as training and complementing policy.
2. Introduced new parking enforcement software, completed department training, and recorded measurable success with the new system.
3. Outfitted department with modular vest carriers to aid in reduction of on-duty injuries.
4. Two officers completed FAA Drone Pilot Training. Two officers completed NFPA 2400 UAS ProBoard Certification Training.
5. An officer completed Advanced Emergency Management training by completing ICS300 for Expanding Incidents.
6. An officer completed two FBI-Leeda training courses.
7. Established contact and fostered relationships with community religious leaders providing them with facilities security assessments.
8. Hosted a Bicycle rodeo, for bike safety training, and bicycle give away at Conshohocken Elementary.
9. Continued efforts to implement License Plate Reader Cameras usage throughout the borough to aid in traffic safety and criminal investigations.

10. Implemented radio dispatch consoles with the Emergency Operations Center, added two mobile radios to vehicle fleet, purchased replacement batteries for existing portable radios.
11. Maintained, upgraded, and implemented key software programs to aid and assist the police department with efficiency, accountability, statutory requirements.
12. Maintained community outreach through our “Shop with a Cop” program, Toys for Tots collection, Thanksgiving Dinner give away, Partnership with CAARSEA, and community shred event.
13. Purchased and upfitted two 2023 Chevrolet Tahoes and placed them into service.

Department FY 2024 Goals

1. Update the department’s entire weapons inventory to achieve uniformity, and lower liability for department and the borough.
2. Replace department’s less lethal weapons for improved range, safety, and liability.
3. Install parking kiosks, and train staff to aid in use for residents and visitors.
4. Upgrade the patrol, detective, administration, and parking unit with fleet vehicles that meet depreciation schedule and community eco-friendly goals.
5. Implement department wide de-escalation and weapons certification training.
6. Continue community outreach programs and foster relationships with community leaders.
7. Continue planning and preparedness for events and incidents in coordination with Emergency Management, Fire Department, and EMS.

Department of Public Services
Public Works, Licenses & Inspections

Z. Raymond Sokolowski,
Executive Director of Operations/Building Code Official

PUBLIC SERVICES

Department FY 2023 Achievements

Buildings Division

1. New signage installed on Administration Building.
2. Replaced lobby light fixtures.
3. Continued to install and upgrade alarm and camera system on Borough buildings.
4. Created office space for Conshohocken Sewer Authority including installation of new door and signage.
5. Installed new AED.
6. Installed vapor shield system to maintain sprinkler pipes for fire safety (in lieu of more expensive Nitrogen generator).

Sanitation and Recycling Division

1. Successfully maintained new Trash and Recycling collection schedule
2. Addressed all new CDL driving safety regulations.
3. Scheduled and completed multiple DEP-approved e-waste pickups.

Streets Division

1. Continued developing an infrastructure replacement program for the Borough roadways. We have begun transitioning some of our public services team members into streets and repairs maintenance members. This has allowed us to perform temporary road repairs ahead of the infrastructure replacement program.
2. Reviewed comprehensive road repairs and maintenance program. Included training and purchase of equipment.
3. Installed safety delineators at problematic intersections.
4. Procured and trained on Blacktop Cold Planer.

Parks Division

1. Completed revitalization of the VFW Monument at 5th Ave. and Spring Mill Ave.
2. Completed installation of new B Field Playground.
3. Completed Safety Enhancements to B Field parking lot, including speed bumps and parking lines.
4. Installed island flower bed at Harry St. and Spring Mill Ave.
5. Completed year 6 of a 10-year treatment plan to preserve Ash Trees in Sutcliffe Park.
6. Installed and updated surveillance cameras on Borough Property.
7. Installed new Fritz Pocket Park, including new tree plantings and flower bed enhancements.
8. Changed our turf grass treatment programs to incorporate more natural/organic materials into the program.

Department FY 2024 Goals**Buildings Division**

1. Administration Building: Continue to examine the building's status for future capital needs.
2. Continue to review comprehensive maintenance programs for all occupied tenant spaces. This includes painting, carpet replacement, etc.
3. Repair and/or replace deteriorating roofing at all Borough owned properties.
4. Continue the upgrade of Access Control System for Administration.

Sanitation and Recycling Division

1. Apply for new grants to pay for additional asset preservation needs within the Borough.
2. Evaluate options to potentially collection trash and recycling from alleyways where applicable

Streets Division

1. Continue to review comprehensive road repairs and maintenance program.
2. Work with our engineer to address the continuing traffic and safety issues on the roadways through the Borough.

Parks Division

1. Continue to evaluate park green space with 7 consecutive years of Spring and Fall tree plantings.
2. Installation of Weinmann Pocket Park.

LICENSES & INSPECTIONS***Department FY 2023 Achievements***

1. Enforced new Trash and Recycling collection schedule, including new Dumpster Ordinance
2. Enforced regulation tree heights and stump removal.
3. Implemented new Stormwater Water Management process and application.
4. Reviewed and assisted with permitting throughout completion of multiple new development projects to ensure as little disruption as possible, with many buildings reaching completion this year.

Department FY 2024 Goals

1. Continue to educate property owners and contractors of the 2018 Property Maintenance Codes changes that were adopted on February 14th, 2022 in place of the 2015 International Code as needed.
2. Review and assist with permitting throughout completion of new development projects. Finish these projects with as little disruption as possible.

Recreation Services

*Lauren Irizarry,
Director of Recreation Services*

The Department of Recreation Services strives to provide various year-round activities, such as fitness, programs and special events through park settings and recreational facilities for the residents of Conshohocken. The ultimate goal is to create a lively community where individuals can “Live, Work and Play” by providing quality recreation and leisure experiences that enhance the quality of life for youth, teens, adults and seniors. Recreation Services offers quality recreation opportunities that meet the diverse needs of this community and its visitors.

The Recreation Department operates and programs:

- One (1) Community Center
- One (1) Rowing Center in conjunction with the Conshohocken Rowing Center Board and Directors
- One (1) Outdoor Fitness Court
- Seven (7) parks
- In-house Fitness and Group Exercise programs
- Organized youth and adult athletic programs
- Summer camp programs
- Facilitates use/rental of parks and centers for special events and outside organizations
- Football, baseball and softball fields utilized throughout the year for leagues and rentals
- Leagues, tournaments and rentals on basketball courts both inside and outside

Recreation Services also provides inclusive recreational initiatives through our relationship with Special Olympics and Conshohocken AMBUCS. Finally, the Department has community ties with youth organizations such as: Conshohocken Baseball & Softball League, Conshohocken Bears Youth Football and Cheerleading, and Conshohocken Electric Force Track Club.

Department FY 2023 Achievements

1. Restored Aubrey Collins basketball court with a beautiful new surface
2. Upgraded Community Center with a new multi-purpose room floor, new score table, and installation of previously purchased backboards
3. Removed existing scoreboard at the A Field and installed a new one
4. Hired Recreation Coordinator to join the department
5. Continued in-house and group fitness classes
6. Continued programs and offerings in our parks
7. Offered an in-house summer day camp for the fifth year and hit our maximum number weekly within almost 48 hours
8. Due to the demand, offered weekly specialty camps
9. Offered an in-house after school program to support the students and families of Conshohocken Elementary
10. Offered in-house School’s Out programs
11. Offered a line dance fusion class that reached capacity the first session and continued to offer throughout the year
12. Offered evening Pickleball Clinics due to community demand
13. Partnered with #CheerBoss to offer cheer programs and a stunt workshop
14. Offered summer basketball clinics at Sutcliffe Park in addition to our winter clinics
15. Offered free or low-cost workshops such as Estate Planning and Nutritious and Delicious Healthy Food

16. Started a book club for seniors that turned into an adult offering
17. Continued partnership with Yoga Home to offer Yoga in the parks for adults and youth, chair yoga, and yoga for beginners
18. Continued email distribution through Constant Contact (over 6,000 emails) and mailing of our Activity Guide with the layout and content created in-house by our Recreation Services Department
19. In addition to Silver Sneakers, began offering Renew Active Fitness/One Pass
20. Maintained Youth and Legacy Group Policy and Implementation (Conshy Baseball & Softball, Conshohocken Bears Football/Cheerleading/Special Olympics/Girls Scout Troop 7044)
21. Maintained a working relationship with long term rentals such as Chestnut Hill College Sprint Football and Philadelphia Whitemarsh Rugby teams.
22. Continued a good working relationship with Heyday Athletics to provide a comprehensive and inclusive co-ed program for residents of Conshohocken and the surrounding communities
23. Continued working with the Borough Public Services Department to provide facilities that are modern, updated, and safe
24. Maintained an increase in park pavilion rentals especially in the fall
25. Maintained a working relationship with the Conshohocken Art League
26. Continued partnerships and worked with community businesses such as the Great American Pub, Flanigan's Boathouse, Pepperoncini, Totaro's, and more.
27. Recreation Service and Parks special events:
 - American Red Cross Blood Drives
 - Albert C. Donofrio Boys High School Basketball Tournament
 - Easter Egg Hunt
 - George Snear Girls Basketball Tournament
 - Infant CPR Class
 - Medicare Seminar
 - Movie in the Park (two)
 - Pumpkin Painting
 - Senior BBQ
 - Senior Thanksgiving Luncheon
 - Senior Holiday Luncheon
 - Winter Wonderland

Department FY 2024 Goals

The following goals are planned for the Department of Recreation Services for the 2024 fiscal year in an effort to build community through people, parks and programs:

1. Continue with repairs, improvements and additions at the Community Center
 - Consider HVAC replacement of failing units and possible installation of units in the gymnasium
 - Painting of gym and locker rooms
 - Storage shed
 - Game Table, chairs, water fountain
2. Reconstruct basketball courts at Sutcliffe Park
3. Recreation Programs and Events
 - Continue to improve program offerings for youth, teens, families, adults, and seniors
 - Continue improvement in program registration

- Increase in Community Center membership
- 4. Operations and Maintenance
 - Implement increase in fees for membership, facilities, and parks
 - Increase rentals at the Mary Wood Park House

Department Programs and Activities

Over the course of fiscal year 2023, the Department of Recreation Services offered the following programs at Department facilities:

- Senior Bingo
- Book Club
- Drama Club
- Group Exercise programs included in Community Center membership
- First Notes
- Fitness programs including, Pilates, Yoga in the parks, Chair Yoga, Kick & Core, Yoga for Beginners, Spin, H.I.I.T. Sculpt
- Line Dance Fusion
- Corporate Lunchtime Basketball
- Pickleball (Open Gym)
- Pickleball Clinics
- Open Gym
- Men's Basketball League
- Sunday Morning Adult Basketball
- Summer Camp
- Summer Specialty Camps
- Paint & Play
- Purposeful Play
- Tiny Tots
- Safe @ Home
- Safe Sitter®
- Basketball Clinics
- Infant CPR
- Gymnastics
- Red's Camp
- Soccer Shots
- #CheerBoss Cheer programs and stunt workshop
- Built by Me Lego Robotics
- Kids Kare After Care
- School's Out Days

*Zoning**Allison Lee, PE
Zoning Officer*

The primary function of Zoning is to implement and enforce the Zoning Ordinance, including generating determinations related to compliance and the need for relief from individual elements of the Ordinance. Tasks include staff administration of the Ordinance; staffing the Zoning Hearing Board; conducting zoning hearings; responding to requests for information regarding the requirements of the Zoning Ordinance; investigating reported violations and, if necessary, initiating enforcement activities. Land Development plans are reviewed for compliance with the Zoning Ordinance and compliance with any conditions imposed on zoning approval. Staff maintains close contact with the Licenses and Inspections staff to provide information on zoning decisions and upcoming hearings, and to ensure compliance with the Zoning Ordinance. Zoning also administers the Borough's Floodplain Management Ordinance, which is Part 17 of the Zoning Ordinance. Floodplain Management Ordinance compliance continues to be monitored by FEMA for appropriate review of development in the floodplain and enforcement of the Ordinance.

Funding for zoning activities comes from the Borough's overall budget. The Borough is entitled to recover certain costs from applicants through application fees and escrows. Cost recovered by escrow include advertising, postage for public notice, salary of the Zoning Hearing Board members, and stenographer's appearance fee. Application fees and escrow amounts are established by the Borough's approved Fee Schedule based on the type of relief sought by the applicant and if the property is commercial or residential. Any remaining funds are returned to the applicants.

The issuance of zoning permits is a function of the Zoning Department. Zoning permits are required for activities under the Zoning Ordinance but do not require review under the building code.

Department FY 2023 Achievements

1. Completed over 20 zoning, conditional use, and relief extension hearings.
2. Continued updating Zoning processing procedures.
3. Tracked and processed enforcement of short-term rentals in violation of the Borough of zoning ordinance.
4. Tracked and processed enforcement of properties in violation of the Borough's individual zoning districts and the Floodplain Conservation Overlay District regulations.
5. Participated in the Main Street Task Force and assisted with the creation of a Fayette Street Corridor Overlay District text amendment to the Borough's zoning ordinance.
6. Evaluated zoning application fees and escrows for 2024.

Department FY 2024 Goals

1. Process zoning applications and conduct zoning hearings as required.
2. Continue to evaluate the Borough's zoning ordinance to meet the current needs of the community.
3. Continue collaboration with the Department of Licenses and Inspections in monitoring and enforcing zoning compliance.

Summary of Operating, Capital & Other Funds

	Projected Fund Equity with all Sources January 1, 2024	Projected Revenues Only FY 2024	Available for Appropriation: Fund Equity + Revenues	Appropriations with Transfers	Unappropriate 2024 Year End Fund Balance
Operating Fund					
General	\$ 898,589	\$ 16,947,322	\$ 17,845,911	\$ 17,845,911	\$ -
Street Lighting	\$ -	\$ 130,430	\$ 130,430	\$ 108,861	\$ 21,569
Fire Protection	\$ -	\$ 165,857	\$ 165,857	\$ 165,857	\$ -
Library	\$ -	\$ 64,923	\$ 64,923	\$ 64,923	\$ -
Highway Aid	\$ 530,622	\$ 216,000	\$ 746,622	\$ 746,622	\$ -
	\$ 1,429,211	\$ 17,524,532	\$ 18,953,743	\$ 18,932,174	\$ 21,569
Capital Reserve Funds					
Capital Fund	\$ 6,647,245	\$ 1,211,829	\$ 7,859,074	\$ 7,859,074	\$ -
Capital Reserve	\$ 4,574,000	\$ 1,244,600	\$ 5,818,600	\$ 1,292,700	\$ 4,525,900
Operating Reserve	\$ 909,690	\$ 2,000	\$ 911,690	\$ -	\$ 911,690
	\$ 12,130,935	\$ 2,458,429	\$ 14,589,364	\$ 9,151,774	\$ 5,437,590
Other Funds					
Home Program	\$ -	\$ 300,607	\$ 300,607	\$ 300,607	\$ -
Economic Dev.	\$ -	\$ 194,120	\$ 194,120	\$ 194,120	\$ -
Debt Service	\$ -	\$ 601,449	\$ 601,449	\$ 543,876	\$ 57,573
Park and Rec Impact	\$ 109,829	\$ 51,000	\$ 160,829	\$ 160,829	\$ -
Mary Wood Park	\$ 65,000	\$ 8,006	\$ 73,006	\$ 8,006	\$ 65,000
	\$ 174,829	\$ 1,155,182	\$ 1,330,011	\$ 1,207,438	\$ 122,573
Grand Total	\$ 13,734,975	\$ 21,138,143	\$ 34,873,118	\$ 29,291,386	\$ 5,581,732

2024 Budget



GENERAL FUND

Account Number	Account Description	FY 2024 Budget	FY 2023 Budget	Change From 2023 to 2024	
				increases or (decreases) \$	%
FUND BALANCE					
01-279-000	Fund Balance Forward	898,589	951,768	(53,179)	-5.59%
REVENUES					
REAL PROPERTY TAXES					
01-301-100	R.E. Taxes - Current	2,594,177	2,372,853	221,324	9.33%
01-301-200	R.E. Taxes - Prior	10,000	6,000	4,000	66.67%
01-301-300	R.E. Taxes - Delinquent	60,000	60,000	-	0.00%
01-301-600	Real Estate Taxes- Interim	50,000	20,000	30,000	150.00%
	Subtotal	2,714,177	2,458,853	255,324	10.38%
LOCAL TAX ENABLING ACT (511)					
01-310-110	Real Estate Transfer Taxes	400,000	300,000	100,000	33.33%
01-310-210	Earned Income Taxes	6,100,000	5,650,000	450,000	7.96%
01-310-310	Mercantile Taxes	360,000	305,000	55,000	18.03%
01-310-360	Business Privilege Taxes	4,000,000	3,100,000	900,000	29.03%
01-310-510	Local Services Taxes	318,000	318,000	-	0.00%
	Subtotal	11,178,000	9,673,000	1,505,000	15.56%
BUSINESS LICENSES & PERMITS					
01-321-350	Contractors Licenses	12,000	12,000	-	0.00%
01-321-360	Apartment Lic./Professional &	215,000	215,000	-	0.00%
01-321-800	Franchise Fees	150,000	150,000	-	0.00%
01-321-820	Highway Permits	15,000	15,000	-	0.00%
	Subtotal	392,000	392,000	-	0.00%

GENERAL FUND

Account Number	Account Description	FY 2024 Budget	FY 2023 Budget	Change From 2023 to 2024	
				increases or (decreases) \$	%
REVENUES					
<u>NON-BUSINESS LICENSES & PERMITS</u>					
01-322-100	Rental Inspections	90,000	90,000	-	0.00%
01-322-900	Deed Registrations	1,000	1,000	-	0.00%
	Subtotal	91,000	91,000	-	0.00%
<u>FINES and FORFEITS</u>					
01-331-100	Clerk of Court Fines	3,500	3,500	-	0.00%
01-331-110	Motor Vehicle Violations	28,000	28,000	-	0.00%
01-331-112	Non-Traffic Violations	6,500	6,500	-	0.00%
01-331-120	Ordinance Violations/Restituti	3,000	3,000	-	0.00%
01-331-121	Other Fines	900	900	-	0.00%
01-331-140	Parking Violations - fines	65,000	65,000	-	0.00%
	Subtotal	106,900	106,900	-	0.00%
<u>INTEREST EARNINGS</u>					
01-341-100	Interest Earnings	225,000	19,713	205,287	1041.38%
01-341-400	Interest Leases	30,052	-	30,052	0.00%
01-341-500	Interest 7-Tower	22,785	22,700	85	0.37%
	Subtotal	277,837	42,413	235,424	555.08%
<u>RENTS AND ROYALTIES</u>					
01-342-100	Rental of Boro Property	231,093	250,000	(18,907)	-7.56%
01-342-300	Rent of Dog Park	-	-	-	0.00%
	Subtotal	231,093	250,000	(18,907)	-7.56%
<u>INTERGOVERNMENTAL REVENUES</u>					
01-351-020	Towing Revenues	1,000	1,000	-	0.00%
01-351-025	Community Development Salary R	18,000	18,000	-	0.00%
	Subtotal	19,000	19,000	-	0.00%
<u>OPERATING & CAPITAL GRANTS</u>					
01-354-016	Recycling and Other Grants	60,000	45,000	15,000	33.33%
01-354-030	State Aid for Ice Control	11,500	11,500	-	0.00%
	Subtotal	71,500	56,500	15,000	26.55%

GENERAL FUND

Account Number	Account Description	FY 2024 Budget	FY 2023 Budget	Change From 2023 to 2024	
				increases or (decreases) \$	%
REVENUES					
<u>STATE SHARED REVENUE</u>					
01-355-010	Public Utility Realty Taxes	8,700	8,700	-	0.00%
01-355-040	Liquor License Refund/Beverage	3,900	3,900	-	0.00%
01-355-050	Pension System State Aid	339,744	339,744	-	0.00%
	Subtotal	352,344	352,344	-	0.00%
<u>GRANTS AND CONTRIBUTIONS</u>					
01-356-100	County Payment in Lieu of Taxes	2,600	2,600	-	0.00%
	Subtotal	2,600	2,600	-	0.00%
<u>CONTRACTED INTERGOVERNMENTAL SERVICES</u>					
01-358-100	Sewer Authority	593,671	200,000	393,671	100.00%
	Subtotal	593,671	200,000	393,671	100.00%
<u>GENERAL GOVERNMENT -CHARGES FOR SERVICES</u>					
01-361-300	Land Development	5,000	5,000	-	0.00%
01-361-320	Zoning Review Charges & CDBG R	2,500	2,500	-	0.00%
01-361-330	Zoning Permits	3,000	3,000	-	0.00%
01-361-340	Zoning Hearing Fees	9,000	9,000	-	0.00%
	Subtotal	19,500	19,500	-	0.00%
<u>PUBLIC SAFETY</u>					
01-362-100	Reimb OT/Spec Police Serv	11,000	11,000	-	0.00%
01-362-110	Photo Copies- Reports	3,000	3,000	-	0.00%
01-362-331	State PD Fines & Penalties	1,500	1,500	-	0.00%
01-362-400	UCC Fees	1,500	1,500	-	0.00%
01-362-410	Building Permits	100,000	100,000	-	0.00%
01-362-411	Sidewalk Cafe Permits	800	800	-	0.00%
01-362-420	Electrical Permits	40,000	40,000	-	0.00%
01-362-430	Plumbing Permits	25,000	25,000	-	0.00%
01-362-450	U & O Permits	20,000	20,000	-	0.00%
01-362-480	Fire Dept Permits	15,000	15,000	-	0.00%
01-362-481	Fire Inspection Fee	15,000	15,000	-	0.00%
01-362-500	Crossing Guards/CSD	14,000	14,000	-	0.00%
	Subtotal	246,800	246,800	-	0.00%

GENERAL FUND

Account Number	Account Description	FY 2024 Budget	FY 2023 Budget	Change From 2023 to 2024	
				increases or (decreases) \$	%
REVENUES					
<u>HIGHWAYS AND STREETS</u>					
01-363-210	Parking Meter Revenues	50,000	50,000	-	0.00%
01-363-211	Parking Deck Meter Monies	12,500	12,500	-	0.00%
01-363-220	Parking Permits	14,000	14,000	-	0.00%
01-363-240	Parking Decks - Fees	2,500	2,500	-	0.00%
	Subtotal	79,000	79,000	-	0.00%
<u>SANITATION</u>					
01-364-510	Apartment Trash Fees	60,000	60,000	-	0.00%
01-364-515	Trash & Recycle Cart Purchase	-	-	-	0.00%
01-364-520	Recycling Rebate	-	-	-	0.00%
01-364-530	Bulk Pick-up	3,000	3,000	-	0.00%
	Subtotal	63,000	63,000	-	0.00%
<u>CULTURE RECREATION</u>					
01-367-200	Recreation Program Fees	170,000	164,000	6,000	3.66%
01-367-205	Recreation Discount Tickets	6,000	8,000	(2,000)	-25.00%
01-367-210	Recreation Member Fees	22,000	15,000	7,000	46.67%
01-367-220	Special Event Income	40,000	20,000	20,000	100.00%
01-367-400	Fellowship House Use Fees	35,000	50,000	(15,000)	-30.00%
	Subtotal	273,000	257,000	16,000	6.23%
<u>CONTRIBUTIONS AND DONATIONS</u>					
01-387-354	Contributions for Special Events	-	-	-	0.00%
	Subtotal	-	-	-	0.00%
<u>GENERAL REVENUE</u>					
01-389-000	Misc. Revenue Unclassified	40,000	40,000	-	0.00%
01-389-100	Admin/Collection Fees	2,500	2,500	-	0.00%
	Subtotal	42,500	42,500	-	0.00%

GENERAL FUND

Account Number	Account Description	FY 2024 Budget	FY 2023 Budget	Change From 2023 to 2024	
				increases or (decreases) \$	%
<i>REVENUES</i>					
<i>SALE OF PERSONAL PROPERTY</i>					
01-391-100	Sale of Borough Assets	-	-	-	0.00%
	Subtotal	-	-	-	0.00%
<i>PROCEEDS OF GENERAL LONG-TERM</i>					
<i>DEBT</i>					
01-393-100	Principal - 7 Tower	193,400	193,400	-	0.00%
		193,400	193,400	-	0.00%
<i>UNCLASSIFIED OPERATING REVENUES</i>					
01-395-000	Refunds - Prior Yr. Expenses	-	-	-	0.00%
01-395-100	Claims and Refunds	-	-	-	0.00%
01-395-300	Transportation Svc. Refund	-	-	-	0.00%
	Subtotal	-	-	-	0.00%
TOTAL OPERATING REVENUES		16,947,322	14,545,810	2,401,512	16.51%
TOTAL ALL SOURCES & FUND EQUITY		17,845,911	15,497,578	2,348,333	15.15%

GENERAL FUND

Account Number	Account Description	FY 2024 Budget	FY 2023 Budget	Change From 2023 to 2024	
				increases or (decreases)	
EXPENDITURES				\$	%
<i>Legislative Body</i>					
01-400-105	Salary - Council & Mayor	25,000	25,000	-	0.00%
01-400-192	FICA	1,550	1,550	-	0.00%
01-400-193	Medicare	363	363	-	0.00%
01-400-210	Council & Mayoral Operating Expense	14,500	14,500	-	0.00%
01-400-317	Media Production & Communication	50,000	30,000	20,000	66.67%
01-400-341	Advertising - Non Legal	5,000	5,000	-	0.00%
01-400-352	Public Officials Liability	19,863	19,613	250	1.27%
01-400-420	Dues, Subscriptions & Memberships	4,000	4,000	-	0.00%
01-400-460	Association Meetings & Conference	8,000	8,000	-	0.00%
01-400-531	Community Outreach & Assistance	127,500	102,425	25,075	24.48%
	Subtotal	255,776	210,451	45,325	21.54%
<i>Office of the Borough Manager</i>					
01-401-110	Salary - Management & Administration	159,159	154,510	4,649	3.01%
01-401-192	FICA	10,240	9,983	257	2.57%
01-401-193	Medicare	2,395	2,335	60	2.57%
01-401-194	Unemployment Compensation	500	500	-	0.00%
01-401-195	Workers Compensation	334	288	46	15.97%
01-401-196	Health Insurance	41,597	39,888	1,709	4.28%
01-401-198	AD&D, Life & Disability	761	670	91	13.58%
01-401-199	Medical Reimbursement	500	500	-	0.00%
01-401-210	Office Supplies & Operating	1,000	1,000	-	0.00%
01-401-215	Postage	1,000	1,000	-	0.00%
01-401-216	Office Equipment	1,000	1,000	-	0.00%
01-401-217	Other Office Expenses	500	500	-	0.00%
01-401-321	Tele-Data	2,600	2,600	-	0.00%
01-401-331	Vehicle Expense and Reimbursement	6,000	6,000	-	0.00%
01-401-341	Advertising	500	500	-	0.00%
01-401-353	Bonding - Manager	1,213	1,213	-	0.00%
01-401-420	Dues/Subscriptions/Memberships	1,000	1,000	-	0.00%
01-401-460	Meetings & Professional Development	1,500	1,500	-	0.00%
	Subtotal	231,799	224,987	6,812	3.03%

GENERAL FUND

Account Number	Account Description	FY 2024 Budget	FY 2023 Budget	Change From 2023 to 2024	
				increases or (decreases) \$	%
EXPENDITURES					
<i>Finance</i>					
01-402-112	Salaries and Wages	185,161	164,750	20,411	12.39%
01-402-192	FICA	11,480	10,246	1,234	12.04%
01-402-193	Medicare	2,685	2,396	289	12.06%
01-402-194	Unemployment Compensation	1,000	1,000	-	0.00%
01-402-195	Workers Compensation	388	307	81	26.38%
01-402-196	Health Insurance	41,597	39,888	1,709	4.28%
01-402-198	AD&D, Life & Disability	1,165	1,099	66	6.01%
01-402-199	Medical Reimbursement	500	500	-	0.00%
01-402-210	Office Supplies & Operating	3,000	3,000	-	0.00%
01-402-215	Postage	950	900	50	5.56%
01-402-311	Independent Audit	23,500	23,500	-	0.00%
01-402-312	Finance & Compliance Consulting	40,000	40,000	-	0.00%
01-402-317	Finance and HR Software Maintenance	55,000	53,100	1,900	3.58%
01-402-321	Tele-Data	1,960	1,960	-	0.00%
01-402-353	Bonding	1,213	1,213	-	0.00%
01-402-390	Bank Charges [& Borough Admin]	30,000	26,500	3,500	13.21%
01-402-460	Meetings & Professional Development	1,000	1,000	-	0.00%
	Subtotal	400,599	371,359	29,240	7.87%
<i>Tax Collection</i>					
01-403-117	Real Estate - Tax Collection	20,259	20,259	-	0.00%
01-403-192	FICA	1,256	1,256	-	0.00%
01-403-193	Medicare	294	294	-	0.00%
01-403-310	Income Tax Collector- EIT	75,000	65,000	10,000	15.38%
01-403-317	Real Estate - Tax Collector	2,600	2,000	600	30.00%
01-403-318	BPT and Mercantile	100,000	75,000	25,000	33.33%
01-403-353	Tax Collector Bond	292	292	-	0.00%
	Subtotal	199,701	164,101	35,600	21.69%
<i>Legal Services</i>					
01-404-314	Legal Fees - Solicitor	120,000	100,000	20,000	20.00%
01-404-317	Legal Fees - Labor	50,000	50,000	-	0.00%
01-404-318	Legal Fees - Special Counsel	110,000	110,000	-	0.00%
01-404-341	Legal Advertisements	1,500	1,500	-	0.00%
01-404-342	Legal Code Update	4,500	4,500	-	0.00%
	Subtotal	286,000	266,000	20,000	7.52%

GENERAL FUND

Account Number	Account Description	FY 2024 Budget	FY 2023 Budget	Change From 2023 to 2024	
				increases or (decreases)	
EXPENDITURES					
\$					
%					
<i>General Government Administration</i>					
01-406-112	Salaries and Wages	486,132	414,323	71,809	17.33%
01-406-192	FICA	30,140	25,874	4,266	16.49%
01-406-193	Medicare	7,049	6,051	998	16.49%
01-406-194	Unemployment Compensation	3,500	3,000	500	16.67%
01-406-195	Workers Compensation	1,019	752	267	35.51%
01-406-196	Health Insurance	206,582	193,610	12,972	6.70%
01-406-197	Pension	245,855	216,958	28,897	13.32%
01-406-198	AD&D, Life & Disability	3,405	2,840	565	19.89%
01-406-199	Medical Reimbursement	3,500	3,000	500	16.67%
01-406-210	Office Supplies & Operating	6,000	6,000	-	0.00%
01-406-213	Copier Lease	6,000	6,000	-	0.00%
01-406-215	Postage/Copier	1,350	1,300	50	3.85%
01-406-216	Office Equipment	4,000	4,000	-	0.00%
01-406-321	Tele-Data	10,000	10,000	-	0.00%
01-406-341	Advertising	1,000	1,000	-	0.00%
01-406-342	Printing - Open Records Mgt	4,000	4,000	-	0.00%
01-406-352	Helipad and Terroism Insurance	5,000	2,900	2,100	72.41%
01-406-460	Professional Development	5,000	5,000	-	0.00%
	Subtotal	1,029,532	906,608	122,924	13.56%
<i>Information Technology</i>					
01-407-263	Computers & Hardware	11,350	11,350	-	0.00%
01-407-264	Computer Service	21,822	21,822	-	0.00%
01-407-420	Subscriptions/Memberships	6,700	6,700	-	0.00%
01-407-452	Prof. Services: Web and Tech	27,500	22,500	5,000	22.22%
01-407-453	Web Design/Maintenance	2,500	2,500	-	0.00%
	Subtotal	69,872	64,872	5,000	7.71%
<i>Professional Services</i>					
01-408-313	Engineering Fees	80,000	80,000	-	0.00%
01-408-314	Planning & Architectural Fees	40,000	40,000	-	0.00%
01-408-317	Traffic Engineering General	40,000	20,000	20,000	100.00%
01-408-319	Collaterals & Communications	2,000	2,000	-	0.00%
	Subtotal	162,000	142,000	20,000	14.08%

GENERAL FUND

Account Number	Account Description	FY 2024 Budget	FY 2023 Budget	Change From 2023 to 2024	
				increases or (decreases)	
EXPENDITURES					
<i>Building and Property</i>					
				\$	%
01-409-112	Salaries and Wages	80,746	78,874	1,872	2.37%
01-409-180	Wages OT	15,000	15,000	-	0.00%
01-409-191	Uniforms	450	400	50	12.50%
01-409-192	FICA	5,964	5,876	88	1.50%
01-409-193	Medicare	1,395	1,374	21	1.53%
01-409-194	Unemployment Compensation	500	500	-	0.00%
01-409-195	Workers Compensation	7,597	7,820	(223)	-2.85%
01-409-196	Health Insurance	40,349	38,691	1,658	4.29%
01-409-198	AD&D, Life & Disability	538	553	(15)	-2.71%
01-409-199	Medical Reimbursement	500	500	-	0.00%
01-409-220	Operating & Maintenance	66,000	60,000	6,000	10.00%
01-409-226	Cleaning Supplies	4,000	4,000	-	0.00%
01-409-227	Sanitation Supplies	14,000	14,000	-	0.00%
01-409-231	Vehicle Fuel	2,700	2,700	-	0.00%
01-409-236	Building Supplies	14,000	14,000	-	0.00%
01-409-238	Uniforms	2,000	2,000	-	0.00%
01-409-255	Vehicle Repair & Maintenance	1,500	1,500	-	0.00%
01-409-317	Real Estate Tax Expense	43,000	43,000	-	0.00%
01-409-321	Tele-Data	11,500	10,000	1,500	15.00%
01-409-323	Alarm Maint/Service	12,000	10,000	2,000	20.00%
01-409-342	Printing	1,000	1,000	-	0.00%
01-409-350	Property/Liability / Umbrella	12,997	8,901	4,096	46.02%
01-409-361	Electric	90,000	90,000	-	0.00%
01-409-362	Gas	2,000	4,000	(2,000)	-50.00%
01-409-366	Water	13,800	13,800	-	0.00%
01-409-370	Green Space General Expenses	3,000	3,000	-	0.00%
01-409-371	Landscape Improvements: Trees & Greenery	6,000	5,000	1,000	20.00%
01-409-372	General Repairs Bldg/Plant	16,000	17,000	(1,000)	-5.88%
01-409-450	Warranties & Service Agreements	30,000	31,000	(1,000)	-3.23%
01-409-451	Custodial Services	50,000	50,000	-	0.00%
01-409-454	Pest Control	6,000	6,000	-	0.00%
01-409-456	Work Order and Inventory System	4,000	4,000	-	0.00%
01-409-720	Holiday Decorations	12,500	10,000	2,500	25.00%
	Subtotal	571,036	554,489	16,547	2.98%

GENERAL FUND

Account Number	Account Description	FY 2024	FY 2023	Change From 2023 to 2024	
		Budget	Budget	increases or (decreases)	
EXPENDITURES				\$	%
	<i>Police Services</i>				
01-410-110	Salary - Chief, Lt. & Sergeant	950,227	894,488	55,739	6.23%
01-410-112	Wages - Patrol Officers	1,845,825	1,806,391	39,434	2.18%
01-410-113	Wages - Police Clerks	132,146	128,273	3,873	3.02%
01-410-117	Fire Police	5,500	5,500	-	0.00%
01-410-118	Wages - Parking Enforcement	142,079	69,964	72,115	103.07%
01-410-119	Wages - Crossing Guards	85,547	83,055	2,492	3.00%
01-410-180	Wages - OT - Uniform	180,000	180,000	-	0.00%
01-410-185	Sick Time Buyout	70,731	68,892	1,839	2.67%
01-410-186	Uniform Maintenance	14,600	14,600	-	0.00%
01-410-188	Education Bonus & Reimbursement	28,000	28,000	-	0.00%
01-410-189	Shift Differential	49,400	49,400	-	0.00%
01-410-192	FICA	216,910	205,007	11,903	5.81%
01-410-193	Medicare	50,729	45,335	5,394	11.90%
01-410-194	Unemployment Compensation	16,500	16,500	-	0.00%
01-410-195	Workers Compensation	182,131	175,344	6,787	3.87%
01-410-196	Health Insurance	1,007,386	888,170	119,216	13.42%
01-410-197	Pension	1,235,642	598,660	636,982	106.40%
01-410-198	AD&D, Life & Disability	15,466	15,618	(152)	-0.97%
01-410-199	Medical Reimbursement	12,000	11,500	500	4.35%
01-410-210	Office Supplies & Operating	6,500	4,500	2,000	44.44%
01-410-214	Computer Supplies	1,500	1,500	-	0.00%
01-410-215	Postage	2,300	2,300	-	0.00%
01-410-216	Sup/Equip-Armory/Weapons	13,000	13,000	-	0.00%
01-410-226	Supplies - Investigations	1,200	1,200	-	0.00%
01-410-229	Prisoner Food	150	150	-	0.00%
01-410-231	Gas Oil & Anti-freeze	41,000	41,000	-	0.00%
01-410-238	Uniforms - Police	14,000	14,000	-	0.00%
01-410-239	Uniforms - Crossing Guards	2,000	2,000	-	0.00%
01-410-240	Uniforms - Parking Enforcement	1,500	1,500	-	0.00%
01-410-255	Vehicle Repair/Maint	31,000	31,000	-	0.00%
01-410-260	Equipment Purchases	8,000	8,000	-	0.00%
01-410-262	Ammunition & Firearms	10,000	10,000	-	0.00%
01-410-264	Tactical Team Expenses	6,500	6,500	-	0.00%
01-410-265	Detective Division Expense	7,500	7,500	-	0.00%

GENERAL FUND

Account Number	Account Description	FY 2024 Budget	FY 2023 Budget	Change From 2023 to 2024	
				increases or (decreases) \$	%
EXPENDITURES					
<i>Police Services- Continued</i>					
01-410-266	Bike Unit Expense	1,000	1,000	-	0.00%
01-410-267	Traffic Safety Unit Expense	2,000	2,000	-	0.00%
01-410-270	Computer Software	4,000	4,000	-	0.00%
01-410-301	Civil Service Comm. & Supplies	15,000	15,000	-	0.00%
01-410-303	Information Search Service	5,880	5,880	-	0.00%
01-410-314	Special Legal Services	13,000	13,000	-	0.00%
01-410-315	Police Testing & Psych Evaluat	1,500	1,500	-	0.00%
01-410-318	Professional Services	27,000	27,000	-	0.00%
01-410-321	Tele-Data	38,000	38,000	-	0.00%
01-410-325	Livescan fees/Maintenance	13,000	13,000	-	0.00%
01-410-326	Radio Fees & Equipment	8,500	8,500	-	0.00%
01-410-331	Travel Expenses	3,500	3,500	-	0.00%
01-410-341	Advertising Expenses/Signs & P	7,000	4,000	3,000	75.00%
01-410-350	Professional Liability & Umbrella	152,058	115,235	36,823	31.95%
01-410-351	Vehicle Insurance	14,087	15,042	(955)	-6.35%
01-410-355	Insurance Deductibles	2,300	2,300	-	0.00%
01-410-370	Bldg Repair & Maintenance	8,000	8,000	-	0.00%
01-410-374	Parking Meter Expenses	12,250	10,000	2,250	22.50%
01-410-384	Lease- Office equipment-Copier	9,000	9,000	-	0.00%
01-410-420	Associations Dues & Membership	2,400	2,400	-	0.00%
01-410-450	Hospital Out-Patient Services	1,500	1,500	-	0.00%
01-410-452	Computer Service & Repair	20,000	15,000	5,000	33.33%
01-410-453	Computer Software Contract	38,875	21,700	17,175	79.15%
01-410-460	Meeting Attendance, Seminars,	5,000	5,000	-	0.00%
01-410-751	Furniture & Fixtures	1,000	1,000	-	0.00%
	Subtotal	6,792,818	5,771,404	1,021,414	17.70%

GENERAL FUND

Account Number	Account Description	FY 2024 Budget	FY 2023 Budget	Change From 2023 to 2024	
				increases or (decreases)	
EXPENDITURES					
<i>Fire Services</i>					
				\$	%
01-411-112	Fire Inspectors	290,815	282,141	8,674	3.07%
01-411-115	Fire Chief & Assistants	12,000	12,000	-	0.00%
01-411-155	Fire Marshall & EMC Officer Stipend	5,000	5,000	-	0.00%
01-411-180	Wages OT	15,000	15,000	-	0.00%
01-411-192	FICA	19,271	17,896	1,375	7.68%
01-411-193	Medicare	4,507	4,185	322	7.69%
01-411-194	Unemployment Compensation	5,500	5,500	-	0.00%
01-411-195	Workers Compensation	77,367	69,794	7,573	10.85%
01-411-196	Health Insurance	96,819	119,663	(22,844)	-19.09%
01-411-197	Firefighters Relief	53,887	3,929	49,958	1271.52%
01-411-198	AD&D, Life & Disability	1,645	1,521	124	8.15%
01-411-199	Medical Reimbursement	1,500	1,500	-	0.00%
01-411-210	Office Supplies & Operating	2,000	2,000	-	0.00%
01-411-220	Fire Preventions	4,000	4,000	-	0.00%
01-411-231	Gas Oil Anti-freeze	8,000	8,000	-	0.00%
01-411-238	Fire gear and Equipment: Companies	12,000	8,000	4,000	50.00%
01-411-249	Fire Equipment	10,000	10,000	-	0.00%
01-411-250	Fire Hose & Ladder Testing	16,000	16,000	-	0.00%
01-411-252	Computer Service & Repair	1,500	1,500	-	0.00%
01-411-263	Hardware and Peripherals	1,000	1,000	-	0.00%
01-411-270	Computers Software	6,000	6,000	-	0.00%
01-411-300	Meeting Attendance & Training	4,000	3,500	500	14.29%
01-411-321	Tele-Data	5,000	5,000	-	0.00%
01-411-336	Vehicle Repair and Maintenance	3,000	3,000	-	0.00%
01-411-338	FM Vehicle Repair & Maint.	3,000	3,000	-	0.00%
01-411-350	Property/Liability Insurance	10,818	7,408	3,410	46.03%
01-411-351	Vehicle Insurance	7,924	8,461	(537)	-6.35%
01-411-363	Hydrant water	36,000	36,000	-	0.00%
01-411-374	Equipment and Repair	4,000	5,000	(1,000)	-20.00%
01-411-420	Assoc./Membership Dues/Subscriptions	2,000	2,000	-	0.00%
01-411-500	Borough Appropriations	236,600	161,600	75,000	46.41%
	Subtotal	956,152	829,598	126,554	15.25%

GENERAL FUND

Account Number	Account Description	FY 2024 Budget	FY 2023 Budget	Change From 2023 to 2024	
				increases or (decreases)	
EXPENDITURES					
<i>Licenses & Inspections</i>					
				\$	%
01-413-112	Salaries & Wages	368,128	260,000	108,128	41.59%
01-413-192	FICA	22,824	16,244	6,580	40.51%
01-413-193	Medicare	5,338	3,799	1,539	40.51%
01-413-194	Unemployment Compensation	2,500	2,000	500	25.00%
01-413-195	Workers Compensation	1,557	1,001	556	55.54%
01-413-196	Health Insurance	162,088	124,116	37,972	30.59%
01-413-198	AD&D, Life & Disability	2,416	1,923	493	25.64%
01-413-199	Medical Reimbursement	2,500	2,000	500	25.00%
01-413-210	Office Supplies & Operating	4,000	4,000	-	0.00%
01-413-215	Postage	1,500	1,500	-	0.00%
01-413-231	Auto Expenses - Gas, Oil	3,000	6,000	(3,000)	-50.00%
01-413-238	Code Department Uniforms	2,000	2,000	-	0.00%
01-413-242	Code Enforcement Expenses	2,000	4,000	(2,000)	-50.00%
01-413-255	Vehicle Repair & Maintenance	3,000	4,000	(1,000)	-25.00%
01-413-270	Computer Equipment	2,000	2,000	-	0.00%
01-413-321	Tele-Data	4,000	5,000	(1,000)	-20.00%
01-413-350	Property/Liability Insurance	12,597	8,627	3,970	46.02%
01-413-351	Vehicle Insurance	1,761	1,880	(119)	-6.34%
01-413-401	Bldg Permit Surcharge Fee	2,500	2,500	-	0.00%
01-413-420	Association Dues	1,000	1,000	-	0.00%
01-413-450	Contracted Inspection Services	125,000	225,000	(100,000)	-44.44%
01-413-452	Contracted Svcs-Computer	5,000	5,000	-	0.00%
01-413-460	Meetings/Seminars/Code Cert Se	3,000	3,000	-	0.00%
	Subtotal	739,709	686,590	53,119	7.74%

GENERAL FUND

Account Number	Account Description	FY 2024 Budget	FY 2023 Budget	Change From 2023 to 2024	
				increases or (decreases)	
				\$	%
EXPENDITURES					
<i>Community Development and Zoning</i>					
01-414-105	Salary - Zoning Hearing Board	5,000	5,000	-	0.00%
01-414-112	Salaries - Community Development	45,890	44,555	1,335	3.00%
01-414-192	FICA	2,845	2,762	83	3.01%
01-414-193	Medicare	665	646	19	2.94%
01-414-194	Unemployment Compensation	500	500	-	0.00%
01-414-195	Worker Compensation	186	207	(21)	-10.14%
01-414-196	Health Insurance	9,694	9,254	440	4.75%
01-414-198	AD&D, Life & Disability	8	8	-	0.00%
01-414-210	Office Supplies & Operating	1,000	1,000	-	0.00%
01-414-215	Postage	1,100	1,100	-	0.00%
01-414-216	Zoning & Subdivision Books	500	500	-	0.00%
01-414-314	Zoning Solicitor	50,000	50,000	-	0.00%
01-414-318	Professional Fees	140,000	140,000	-	0.00%
01-414-319	Court Reporter	10,000	10,000	-	0.00%
01-414-321	Tele-Data	950	950	-	0.00%
01-414-331	Travel Expense: Gas, Oil & Mail	250	250	-	0.00%
01-414-341	Advertising	10,000	10,000	-	0.00%
01-414-420	Association Dues & Memberships	300	300	-	0.00%
01-414-460	Meetings/Seminars/Training	1,000	1,000	-	0.00%
	Subtotal	279,888	278,032	1,856	0.67%
<i>Emergency Management & Services</i>					
01-415-242	Planning and Exercises	78,000	78,000	-	0.00%
	Subtotal	78,000	78,000	-	0.00%

GENERAL FUND

Account Number	Account Description	FY 2024 Budget	FY 2023 Budget	Change From 2023 to 2024	
				increases or (decreases) \$	%
EXPENDITURES					
<i>Public Services</i>					
<i>Sanitation</i>					
01-427-112	Salaries - Sanitation	825,860	717,723	108,137	15.07%
01-427-180	Salary - Overtime	30,000	30,000	-	0.00%
01-427-191	Uniforms	5,400	4,400	1,000	22.73%
01-427-210	Office Supplies & Operating	2,000	2,000	-	0.00%
01-427-227	Supplies	2,500	2,500	-	0.00%
01-427-231	Vehicle Fuel	40,000	45,000	(5,000)	-11.11%
01-427-242	Alarm System	3,500	3,000	500	16.67%
01-427-248	Recycle/Compost Supplies	45,000	12,000	33,000	275.00%
01-427-255	Vehicle Repair and Maintenance	50,000	50,000	-	0.00%
01-427-320	Equipment Purchases Radio	5,000	5,000	-	0.00%
01-427-367	Dumping Fees	230,000	230,000	-	0.00%
01-427-470	CDL Renewal Fees	1,500	1,000	500	50.00%
	Subtotal	1,240,760	1,102,623	138,137	12.53%
<i>Administration and Street</i>					
01-430-112	Salary - Highway	470,644	449,243	21,401	4.76%
01-430-130	Wages - Seasonal	-	-	-	0.00%
01-430-180	Salary - Overtime	30,000	30,000	-	0.00%
01-430-191	Uniforms	2,250	2,000	250	12.50%
01-430-192	FICA	84,103	76,996	7,107	9.23%
01-430-193	Medicare	19,669	18,007	1,662	9.23%
01-430-194	Unemployment Compensation	9,000	8,500	500	5.88%
01-430-195	Workers Compensation	108,828	103,450	5,378	5.20%
01-430-196	Health Insurance	496,214	473,421	22,793	4.81%
01-430-198	AD&D, Life & Disability	8,658	8,121	537	6.61%
01-430-199	Medical Reimbursement	9,000	8,500	500	5.88%
01-430-231	Vehicle Fuel	25,000	27,000	(2,000)	-7.41%
01-430-238	Uniforms	5,500	5,500	-	0.00%
01-430-244	Supplies - Agricultural	10,000	10,000	-	0.00%
01-430-245	Highway Supplies	24,000	22,000	2,000	9.09%
01-430-255	Vehicle Repair and Maintenance	33,000	35,000	(2,000)	-5.71%
01-430-315	Medical Exams & Supplies	3,000	3,000	-	0.00%
01-430-316	Computer Service	3,000	3,000	-	0.00%
01-430-321	Tele-Data	9,000	9,000	-	0.00%
01-430-341	Advertising	1,000	1,000	-	0.00%
01-430-350	Property/Liability Insurance	34,373	23,538	10,835	46.03%
01-430-351	Vehicle Insurance	23,771	25,383	(1,612)	-6.35%
01-430-361	Electric	5,000	5,000	-	0.00%
<i>Administration and Street- Continued</i>					
01-430-362	Gas	5,000	5,000	-	0.00%
01-430-366	Water	2,000	2,000	-	0.00%
01-430-373	Bldg Repair & Maintenance	20,000	25,000	(5,000)	-20.00%
01-430-374	Equipment Repair & Maintenance	20,000	20,000	-	0.00%
01-430-376	Repair & Maint. Plymouth Creek	6,000	6,000	-	0.00%
01-430-384	Equipment Rental	10,000	10,000	-	0.00%
01-430-456	Work Order and Inventory System	3,000	3,000	-	0.00%
01-430-460	Meetings, Seminars & Training	6,000	5,000	1,000	20.00%
	Subtotal	1,487,010	1,423,659	63,351	4.45%

GENERAL FUND

Account Number	Account Description	FY 2024 Budget	FY 2023 Budget	Change From 2023 to 2024	
				increases or (decreases)	
				\$	%
EXPENDITURES					
<u>Highway Maint - Snow and Ice Removal</u>					
01-432-000	Snow and Ice Removal	60,000	60,000	-	0.00%
	Subtotal	60,000	60,000	-	0.00%
<u>Highway Maint - Signals & Signs</u>					
01-433-240	Street Signs & Markings	15,000	15,000	-	0.00%
01-433-246	One Call Program Costs	6,500	1,500	5,000	333.33%
	Subtotal	21,500	16,500	5,000	30.30%
<u>Parking</u>					
01-445-380	Parking Garage Fees	90,125	87,500	2,625	3.00%
	Subtotal	90,125	87,500	2,625	3.00%
<u>Stormwater Management</u>					
01-446-112	Salary	123,760	-	123,760	100.00%
01-446-180	Overtime	10,000	-	10,000	100.00%
01-446-191	Uniforms	2,000	-	2,000	100.00%
01-446-192	FICA	8,479	-	8,479	100.00%
01-446-193	Medicare	1,983	-	1,983	100.00%
01-446-194	Unemployment Compensation	1,000	-	1,000	100.00%
01-446-195	Workers Compensation	9,820	-	9,820	100.00%
01-446-196	Health Insurance	80,697	-	80,697	100.00%
01-446-198	AD&D, Life & Disability	874	-	874	100.00%
01-446-199	Medical Reimbursement	1,000	-	1,000	100.00%
01-446-210	Office Supplies & Operating	2,000	-	2,000	100.00%
01-446-231	Vehicle Fuel	6,000	-	6,000	100.00%
01-446-238	Uniforms	2,000	-	2,000	100.00%
01-446-246	PA One Call	1,500	-	1,500	100.00%
01-446-255	Vehicle Repair & Maintenance	4,000	-	4,000	100.00%
01-446-313	MS4 Engineering & GIS Mapping	55,000	-	55,000	100.00%
01-446-321	Tele-Data	2,500	-	2,500	100.00%
01-446-342	Printing	1,000	-	1,000	100.00%
01-446-347	Utility Repair and Maintenance	30,000	-	30,000	100.00%
01-446-350	Property/Liability / Umbrella	5,000	-	5,000	100.00%
01-446-351	Vehicle Insurance	1,500	-	1,500	100.00%
01-446-372	General Repairs Plant	25,000	-	25,000	100.00%
01-446-450	Warranties & Service Agreements	10,000	-	10,000	100.00%
	Subtotal	385,113	-	385,113	100.00%

GENERAL FUND

Account Number	Account Description	FY 2024 Budget	FY 2023 Budget	Change From 2023 to 2024	
				increases or (decreases)	
EXPENDITURES					
<i>Recreation Services Administration</i>					
				\$	%
01-451-112	Salaries - Recreation & Parks	345,126	215,000	130,126	60.52%
01-451-115	Wages: Part Time	192,205	179,416	12,789	7.13%
01-451-130	Wages: Seasonal	25,038	22,113	2,925	13.23%
01-451-192	FICA	34,867	25,887	8,980	34.69%
01-451-193	Medicare	8,154	6,054	2,100	34.69%
01-451-194	Unemployment Compensation	9,000	8,500	500	5.88%
01-451-195	Workers Compensation	1,178	744	434	58.33%
01-451-196	Health Insurance	124,072	71,188	52,884	74.29%
01-451-198	AD&D, Life & Disability	2,402	1,480	922	62.30%
01-451-199	Medical Reimbursement	2,000	1,000	1,000	100.00%
01-451-210	Office Supplies & Operating	3,600	3,600	-	0.00%
01-451-213	Copier Expense	5,000	5,000	-	0.00%
01-451-215	Postage	200	200	-	0.00%
01-451-227	General Supplies	1,500	1,500	-	0.00%
01-451-236	Operating Equipment & Supplies	15,500	15,500	-	0.00%
01-451-237	Discount Tickets	6,000	8,000	(2,000)	-25.00%
01-451-238	Uniforms	1,300	1,000	300	30.00%
01-451-247	Athletic Supplies	10,000	10,000	-	0.00%
01-451-249	CRC Operating Expenses	20,000	40,000	(20,000)	-50.00%
01-451-321	Tele-Data	4,100	3,500	600	17.14%
01-451-336	Transportation-Automobile Rental	5,000	5,000	-	0.00%
01-451-341	Advertising	13,200	13,200	-	0.00%
01-451-390	Credit Card Fees	500	500	-	0.00%
01-451-452	Contracted IT/Networking Services	5,000	5,000	-	0.00%
01-451-453	Rec Software	3,900	3,800	100	2.63%
01-451-454	Recreational Supplies	13,500	13,500	-	0.00%
01-451-455	Recreation Programs	120,000	100,000	20,000	20.00%
01-451-460	Professional Development	1,400	1,400	-	0.00%
01-451-470	Drug Testing/Employee Clearances	1,500	1,500	-	0.00%
01-451-500	Special Events	26,000	26,000	-	0.00%
	Subtotal	1,001,242	789,582	211,660	26.81%

GENERAL FUND

Account Number	Account Description	FY 2024 Budget	FY 2023 Budget	Change From 2023 to 2024 increases or (decreases)	
				\$	%
EXPENDITURES					
<i>Participant Recreation - Facilities</i>					
01-452-220	Operating & Maintenance: LED Lighting	4,000	4,000	-	0.00%
01-452-234	General Maint	2,500	2,500	-	0.00%
01-452-350	Insurance-Property/Liability	11,278	7,723	3,555	46.03%
01-452-361	Electric	30,000	30,000	-	0.00%
01-452-366	Water & Fire pump	5,000	5,000	-	0.00%
01-452-372	Maint Supplies-Ground	5,000	5,000	-	0.00%
01-452-373	Maint Supplies-Facilities	4,000	4,000	-	0.00%
01-452-374	Equipment Repair	3,000	3,000	-	0.00%
01-452-440	Sanitation Services	38,000	38,000	-	0.00%
01-452-450	Contracted Services	9,500	9,500	-	0.00%
01-452-454	Pest Control	1,000	1,000	-	0.00%
	Subtotal	113,278	109,723	3,555	3.24%

GENERAL FUND

Account Number	Account Description	FY 2024 Budget	FY 2023 Budget	Change From 2023 to 2024	
				increases or (decreases)	
<i>EXPENDITURES</i>				\$	%
	<i>Parks</i>				
01-454-221	Recreation Chemical Programs	35,000	35,000	-	0.00%
01-454-227	Sanitation Supplies	2,000	2,000	-	0.00%
01-454-236	Building Supplies	3,000	3,000	-	0.00%
01-454-239	Tree & Turf Maintenance - B and Suctliffe	25,000	30,000	(5,000)	-16.67%
01-454-302	Other - Dog Park	-	2,000	(2,000)	-100.00%
01-454-361	Electric	12,000	12,000	-	0.00%
01-454-366	Water	10,000	10,000	-	0.00%
01-454-371	Parks - Property Improvements	8,000	8,000	-	0.00%
01-454-372	R & M Property	25,000	25,000	-	0.00%
01-454-373	R & M Buildings	25,000	25,000	-	0.00%
01-454-374	R & M Equipment	5,000	5,000	-	0.00%
01-454-440	Sanitation Services	4,000	4,000	-	0.00%
01-454-454	Pest Control	4,000	5,000	(1,000)	-20.00%
01-454-500	Special Events	10,000	7,500	2,500	33.33%
	Subtotal	168,000	173,500	(5,500)	-3.17%

GENERAL FUND

Account Number	Account Description	FY 2024 Budget	FY 2023 Budget	Change From 2023 to 2024 increases or (decreases)	
				\$	%
EXPENDITURES					
<i>General Expenditures</i>					
01-480-126	Compensation & Operating Adjustments	115,000	110,000	5,000	4.55%
01-480-540	Contributions	1,000	1,000	-	0.00%
01-480-700	Contingencies	110,000	75,000	35,000	46.67%
	Subtotals	226,000	186,000	40,000	21.51%
TOTAL OPERATING EXPENDITURES		16,845,911	14,497,578	2,348,333	16.20%
RESULT FROM OPERATIONS		101,411	48,232	53,179	110.26%
<i>Interfund Transfers</i>					
01-492-018	To Capital	-	-	-	-
01-492-030	To Capital Reserve Fund	500,000	500,000	-	0.00%
01-492-068	To OPEB Trust	500,000	500,000	-	0.00%
	Subtotal	1,000,000	1,000,000	-	0.00%
TOTAL EXPENDITURES WITH TRANSFERS		17,845,911	15,497,578	2,348,333	15.15%
NET FUND SURPLUS/(DEFICIT)		-	-	-	0.00%

STREET LIGHTING FUND

Account Number	Account Description	FY 2024 Budget	FY 2023 Budget	Change From 2023 to 2024	
				increases or (decreases)	
				\$	%
FUND BALANCE					
02-279-000	Fund Balance Forward	-	-	-	0.00%
REVENUES					
REAL PROPERTY TAXES					
02-301-100	Real Estate Taxes - Current	129,930	118,845	11,085	9.33%
	TOTAL	129,930	118,845	11,085	9.33%
INTEREST EARNINGS					
02-341-000	Interest Earnings	500	16	484	3025.00%
	TOTAL	500	16	484	3025.00%
INTERFUND OPERATING TRANSFERS					
02-392-020	Transfer from General	-	-	-	0.00%
	TOTAL	-	-	-	0.00%
TOTAL CURRENT REVENUES		130,430	118,861	11,569	9.73%
TOTAL AVAILABLE BALANCE		130,430	118,861	11,569	9.73%
EXPENDITURES					
GENERAL ADMINISTRATION					
02-434-361	Street Lighting - Electric	78,861	78,861	-	0.00%
02-434-374	Street Lighting	20,000	30,000	(10,000)	-33.33%
02-434-740	LED Lighting	10,000	10,000	-	0.00%
	TOTAL	108,861	118,861	(10,000)	-8.41%
TOTAL EXPENDITURES		108,861	118,861	(10,000)	-8.41%
NET FUND SURPLUS/(DEFICIT)		21,569	-	21,569	100.00%

FIRE PROTECTION FUND

Account Number	Account Description	FY 2024 Budget	FY 2023 Budget	Change From 2023 to 2024 increases or (decreases)	
				\$	%
FUND BALANCE					
03-279-000	Fund Balance Forward	-	-	-	0.00%
REVENUES					
REAL PROPERTY TAXES					
03-301-100	Real Estate Taxes - Current	97,157	88,868	8,289	9.33%
	TOTAL	97,157	88,868	8,289	9.33%
INTEREST EARNINGS					
03-341-000	Interest Earnings	500	7	493	7042.86%
	TOTAL	500	7	493	7042.86%
STATE SHARED REVENUES					
03-355-070	Foreign Fire/Casualty Tax	68,200	68,200	-	0.00%
	TOTAL	68,200	68,200	-	0.00%
TOTAL CURRENT REVENUES		165,857	157,075	8,782	5.59%
TOTAL AVAILABLE BALANCE		165,857	157,075	8,782	5.59%
EXPENDITURES					
GENERAL ADMINISTRATION					
03-411-530	Contribution to Companies	97,657	88,875	8,782	9.88%
03-450-700	Foreign Fire/Casualty Tax	68,200	68,200	-	0.00%
	TOTAL	165,857	157,075	8,782	5.59%
TOTAL EXPENDITURES		165,857	157,075	8,782	5.59%
NET FUND SURPLUS/(DEFICIT)		-	-	-	0.00%

LIBRARY FUND

Account Number	Account Description		FY 2024 Budget	FY 2023 Budget	Change From 2023 to 2024 increases or (decreases)	
					\$	%
FUND BALANCE						
04-279-000	Fund Balance Forward		-	-	-	0.00%
REVENUES						
<i>REAL PROPERTY TAXES</i>						
04-301-100	Real Estate Taxes - Current		64,771	59,245	5,526	9.33%
		TOTAL	64,771	59,245	5,526	9.33%
<i>INTEREST EARNINGS</i>						
04-341-000	Interest Earnings		152	152	-	0.00%
		TOTAL	152	152	-	0.00%
TOTAL CURRENT REVENUES			64,923	59,397	5,526	9.30%
TOTAL AVAILABLE BALANCE			64,923	59,397	5,526	9.30%
EXPENDITURES						
<i>GENERAL ADMINISTRATION</i>						
04-456-366	Library Contribution		64,923	59,397	5,526	9.30%
		TOTAL	64,923	59,397	5,526	9.30%
TOTAL EXPENDITURES			64,923	59,397	5,526	9.30%
NET FUND SURPLUS/(DEFICIT)			-	-	-	0.00%

PARK AND REC IMPACT FUND

Account Number	Account Description		FY 2024	FY 2023	Change From 2023 to 2024	
			Budget	Budget	increases or (decreases)	
					\$	%
FUND BALANCE						
05-279-000	Fund Balance		109,829	859,913	(750,084)	-87.23%
REVENUES						
<i>INTEREST EARNINGS</i>						
05-341-000	Interest on Investments		1,000	87	913	1049.43%
		TOTAL	1,000	87	913	1049.43%
<i>GENERAL GOVERNMENT</i>						
05-361-400	Impact Fees		50,000	10,000	40,000	400.00%
		TOTAL	50,000	10,000	40,000	400.00%
TOTAL CURRENT REVENUES			51,000	10,087	40,913	405.60%
TOTAL AVAILABLE BALANCE			160,829	870,000	(709,171)	-81.51%
EXPENDITURES						
<i>GENERAL ADMINISTRATION</i>						
05-492-018	Transfer to Capital		160,829	870,000	(709,171)	-81.51%
		TOTAL	160,829	870,000	(709,171)	-81.51%
TOTAL EXPENDITURES			160,829	870,000	(709,171)	-81.51%
NET FUND SURPLUS/(DEFICIT)			-	-	-	0.00%

CAPITAL FUND

Account Number	Account Description	FY 2024 Budget	FY 2023 Budget	Change From 2023 to 2024 increases or (decreases)	
				\$	%
FUND BALANCE					
18-279-000	Fund Balance Forward	6,647,245	2,000,000	4,647,245	232.36%
REVENUES					
<i>INTEREST EARNINGS</i>					
18-341-100	Interest on Investments	1,000	239	761	318.41%
	TOTAL	1,000	239	761	318.41%
<i>GRANTS AND CONTRIBUTIONS</i>					
18-357-100	Grant Proceeds	300,000	-	300,000	0.00%
18-358-046	Sewer Authority Stormwater Contribution	200,000	-	200,000	0.00%
	TOTAL	500,000	-	500,000	0.00%
<i>INTERFUND TRANSFERS</i>					
18-392-005	From Park and Rec Impact Fee	160,829	870,000	(709,171)	-81.51%
18-392-300	From Capital Reserve	550,000	999,761	(449,761)	0.00%
	TOTAL	710,829	1,869,761	(1,158,932)	-61.98%
TOTAL CURRENT REVENUES		1,211,829	1,870,000	(858,171)	-35.20%
TOTAL AVAILABLE BALANCE		7,859,074	3,870,000	3,789,074	103.08%
EXPENDITURES					
<i>CAPITAL PROJECTS AND EQUIPMENT</i>					
<i>GENERAL ADMINISTRATION</i>					
18-401-760	Office of Borough Manager and Administratio	267,631	-	267,631	100.00%
18-403-313	Engineering	2,825,000	445,000	2,380,000	534.83%
18-409-700	Borough Facilities (General)	-	-	-	0.00%
18-410-760	Police: Vehicles and Equipment	615,076	414,629	200,447	48.34%
18-411-760	Fire and Emergency Services	293,839	383,984	(90,145)	-23.48%
18-427-720	CRC Rowing Equipment Lease	-	-	-	0.00%
18-430-740	Public Services: Equipment & Facilities	1,637,570	915,506	722,064	78.87%
18-433-313	Engineering Traffic Control	1,122,108	1,120,581	1,527	0.14%
18-454-371	Parks and Recreation	797,850	240,300	557,550	232.02%
18-458-700	Capital Improvements and Grants	300,000	350,000	(50,000)	-14.29%
	TOTAL	7,859,074	3,870,000	3,989,074	103.08%
<i>INTERFUND TRANSFERS</i>					
18-492-023	Transfer to Debt Service	-	-	-	0.00%
	TOTAL	-	-	-	0.00%
TOTAL EXPENDITURES with Transfers		7,859,074	3,870,000	3,989,073	103.08%
NET FUND SURPLUS/(DEFICIT)		-	-	-	0.00%

DEBT SERVICE FUND

Account Number	Account Description	FY 2024 Budget	FY 2023 Budget	Change From 2023 to 2024 increases or (decreases)	
				\$	%
FUND BALANCE					
23-279-000	Fund Balance Forward	-	-	-	0.00%
REVENUES					
REAL PROPERTY TAXES					
23-301-100	Real Estate Taxes - Current	600,449	549,222	51,227	9.33%
	TOTAL	600,449	549,222	51,227	9.33%
INTEREST EARNINGS					
23-341-100	Interest	1,000	29	971	3348.28%
	TOTAL	1,000	29	971	3348.28%
INTERFUND TRANSFERS					
23-392-018	Transfer from Capital Fund	-	-	-	0.00%
	TOTAL	-	-	-	0.00%
TOTAL CURRENT REVENUES		601,449	549,251	52,198	9.50%
TOTAL AVAILABLE BALANCE		601,449	549,251	52,198	9.50%
EXPENDITURES					
DEBT PRINCIPAL					
23-471-550	GON 2022 - Tax Exempt Series A-Phoenixville	369,360	363,490	5,870	1.61%
23-471-555	GON 2022 - Taxable Series - Truist	47,200	45,940	1,260	2.74%
	TOTAL	416,560	409,430	7,130	1.74%
DEBT INTEREST					
23-472-200	GON 2022 - Tax Exempt Series A-Phoenixville	102,360	108,176	(5,816)	-5.38%
23-472-202	GON 2022 - Taxable Series - Truist	24,956	26,192	(1,236)	-4.72%
	TOTAL	127,316	134,368	(7,052)	-5.25%
TOTAL EXPENDITURES		543,876	543,798	78	0.01%
NET FUND SURPLUS/(DEFICIT)		57,573	5,453	52,120	110.46%

CAPITAL RESERVE FUND

Account	Account Description	FY 2024 Budget	FY 2023 Budget	Change From 2023 to 2024 increases or (decreases)	
				\$	%
FUND BALANCE					
30-279-000	Fund Balance Forward	4,574,000	5,373,000	(799,000)	-14.87%
REVENUES					
<i>INTEREST EARNINGS</i>					
30-341-000	Interest on Investments	1,900	1,900	-	0.00%
30-351-100	Federal Grants	742,700	742,700	-	0.00%
	TOTAL	744,600	744,600	-	0.00%
<i>SALE OF PROPERTY</i>					
30-391-100	Sale of Borough Assets	-	-	-	0.00%
	TOTAL	-	-	-	0.00%
<i>INTERFUND TRANSFERS</i>					
30-392-001	From General	500,000	500,000	-	0.00%
	TOTAL	500,000	500,000	-	0.00%
TOTAL CURRENT REVENUES		1,244,600	1,244,600	-	0.00%
TOTAL AVAILABLE BALANCE		5,818,600	6,617,600	(799,000)	-12.07%
EXPENDITURES					
<i>GENERAL ADMINISTRATION</i>					
30-492-180	Transfer to Capital Fund	550,000	999,761	(449,761)	-44.99%
30-411-249	Fire Equipment	742,700	742,700	-	0.00%
	TOTAL	1,292,700	1,742,461	(449,761)	-25.81%
TOTAL EXPENDITURES		1,292,700	1,742,461	(449,761)	0.00%
NET FUND SURPLUS/(DEFICIT)		4,525,900	4,875,139	(349,239)	-7.16%

HIGHWAY AID FUND

Number	Account Description	FY 2024 Budget	FY 2023 Budget	Change From 2023 to 2024 increases or (decreases)	
				\$	%
FUND BALANCE					
35-279-000	Fund Balance Forward	530,622	448,257	82,365	18.37%
REVENUES					
<i>INTEREST EARNINGS</i>					
35-341-100	Interest on Investments	2,000	3,590	(1,590)	-44.29%
	TOTAL	2,000	3,590	(1,590)	-44.29%
<i>STATE SHARED REVENUES</i>					
35-355-020	Motor Vehicle Fuel Taxes	214,000	214,000	-	0.00%
	TOTAL	214,000	214,000	-	0.00%
TOTAL CURRENT REVENUES		216,000	217,590	(1,590)	-0.73%
TOTAL AVAILABLE BALANCE		746,622	665,847	80,775	12.13%
EXPENDITURES					
<i>CONSTRUCTION & PAVING</i>					
35-439-060	Pavement Resurfacing & Street Repair	646,672	582,656	64,016	10.99%
35-439-313	Traffic Engineering	99,950	83,191	16,759	20.15%
	TOTAL	746,622	665,847	80,775	12.13%
TOTAL EXPENDITURES		746,622	665,847	80,775	12.13%
NET FUND SURPLUS/(DEFICIT)		-	-	-	0.00%

HOME PROGRAM FUND

Account Number	Account Description	FY 2024 Budget	FY 2023 Budget	Change From 2023 to 2024 increases or (decreases)	
				\$	%
FUND BALANCE					
41-279-000	Unreserved Fund Balance	-	-	-	0.00%
REVENUES					
<i>INTEREST EARNINGS</i>					
41-341-000	Interest on Investments	607	607	-	0.00%
	TOTAL	607	607	-	0.00%
<i>GRANTS AND CONTRIBUTIONS</i>					
41-357-100	Grant Proceeds	300,000	172,393	127,607	74.02%
	TOTAL	300,000	172,393	127,607	74.02%
TOTAL CURRENT REVENUES		300,607	173,000	127,607	73.76%
TOTAL AVAILABLE BALANCE		300,607	173,000	127,607	73.76%
EXPENDITURES					
<i>GENERAL ADMINISTRATION</i>					
41-464-300	Home Program Contractors Bills	275,607	158,000	117,607	74.43%
41-464-400	Home Program - Consultant Fees	25,000	15,000	10,000	66.67%
	TOTAL	300,607	173,000	127,607	73.76%
TOTAL EXPENDITURES		300,607	173,000	127,607	73.76%
NET FUND SURPLUS/(DEFICIT)		-	-	-	0.00%

ECONOMIC DEVELOPMENT FUND

Account Number	Account Description		FY 2024	FY 2023	Change From 2023 to 2024	
			Budget	Budget	increases or (decreases)	
					\$	%
FUND BALANCE						
43-279-000	Unreserved Fund Balance		-	-	-	0.00%
REVENUES						
<i>INTEREST EARNINGS</i>						
43-341-000	Interest on Investments		120	56	64	0.00%
		TOTAL	120	56	64	0.00%
<i>GRANTS AND CONTRIBUTIONS</i>						
43-357-100	Grant Proceeds		194,000	100,000	94,000	94.00%
		TOTAL	194,000	100,000	94,000	94.00%
TOTAL CURRENT REVENUES			194,120	100,056	94,064	94.01%
TOTAL AVAILABLE BALANCE			194,120	100,056	94,064	94.01%
EXPENDITURES						
<i>GENERAL ADMINISTRATION</i>						
43-414-130	CD Salary		12,000	18,000	(6,000)	-33.33%
43-465-300	Contractors Bills - Econo.		169,120	62,056	107,064	172.53%
43-465-400	Economic Develop. Consultant F		13,000	20,000	(7,000)	-35.00%
		TOTAL	194,120	100,056	94,064	94.01%
TOTAL EXPENDITURES			194,120	100,056	94,064	94.01%
NET FUND SURPLUS/(DEFICIT)			-	-	-	0.00%

MARY WOOD PARK FUND

Account Number	Account Description	FY 2024 Budget	FY 2023 Budget	Change From 2023 to 2024 increases or (decreases)	
				\$	%
FUND BALANCE					
80-279-000	Fund Balance	65,000	69,000	(4,000)	-5.80%
REVENUES					
<i>INTEREST EARNINGS</i>					
80-341-100	Interest on Investments	6	6	-	0.00%
	TOTAL	6	6	-	0.00%
<i>GRANTS AND CONTRIBUTIONS</i>					
80-310-100	Deposits - Trust	8,000	8,000	-	0.00%
	TOTAL	8,000	8,000	-	0.00%
TOTAL CURRENT REVENUES		8,006	8,006	-	0.00%
TOTAL AVAILABLE BALANCE		73,006	77,006	(4,000)	-5.19%
EXPENDITURES					
<i>GENERAL ADMINISTRATION</i>					
80-409-220	Expenses	8,006	8,006	-	0.00%
	TOTAL	8,006	8,006	-	0.00%
TOTAL EXPENDITURES		8,006	8,006	-	0.00%
NET FUND SURPLUS/(DEFICIT)		65,000	69,000	(4,000)	-5.80%

OPERATING RESERVE FUND

Number	Account Description	FY 2024 Budget	FY 2023 Budget	Change From 2023 to 2024 increases or (decreases)	
				\$	%
FUND BALANCE					
95-279-000	Fund Balance	909,690	879,021	30,669	3.49%
REVENUES					
<i>INTEREST EARNINGS</i>					
95-341-100	Interest on Investments	2,000	260	1,740	669.23%
	TOTAL	2,000	260	1,740	669.23%
<i>INTERFUND OPERATING TRANSFERS</i>					
95-392-001	Operating Transfer In-General Fund			-	0.00%
	TOTAL	-	-	-	0.00%
TOTAL CURRENT REVENUES		2,000	260	1,740	669.23%
TOTAL AVAILABLE BALANCE		911,690	879,281	32,409	3.69%
EXPENDITURES					
<i>GENERAL ADMINISTRATION</i>					
	TOTAL	-	-	-	0.00%
TOTAL EXPENDITURES		-	-	-	0.00%
NET FUND SURPLUS/(DEFICIT)		911,690	879,281	32,409	3.69%