

**BOROUGH OF CONSHOHOCKEN**  
**FISCAL YEAR 2023**  
**BUDGET**



**BOROUGH COUNCIL**

Colleen Leonard, President  
Tina Sokolowski, Vice President  
Anita Barton, Member  
Stacy Ellam, Member  
Kathleen Kingsley, Member  
Adrian Serna, Member  
Karen Tutino, Member

**MAYOR**

Yaniv Aronson

---

Stephanie Cecco, Borough Manager

## Introduction

The 2023 budget process was extremely efficient. Council, the Mayor and the Administrative staff worked collectively to meet and exceed all timelines as prescribed by Borough Code. The 2023 budget is submitted in accordance with the Ordinance(s) of the Borough and Laws of the Commonwealth, specifically Borough Code and related laws. The 2023 Budget is balanced with fund equity and revenues matching estimated expenditures. It reflects, as accurately as possible, the estimated revenues and expenditures for the 2023 calendar year. The budget includes all of Borough Council's priorities and goals for the fiscal year. The 2023 Budget does not include a tax increase. Conshohocken Borough millage will remain at 4.5 mills for the 2023 fiscal year. The budget encompasses capital equipment and projects and continues allocating resources to reserve and emergency funds to ensure the financial stability of the Borough in the future. The budget illustrates the many services that the community receives as a result of their tax dollars. It also exemplifies that the Borough works hard on a regular basis to provide quality service to its constituents. Lastly, the budget encompasses goals and objectives for each Department in the Borough. These goals and objectives are justification for the expenditures in 2023.

We, as administrators, are honored to serve the Borough of Conshohocken. Not just the elected officials, but also the residents, business owners and community groups. It is our belief that through this 2023 budget and continued collaboration between these three entities that the Borough can continue to evolve forward with the goal of enhancing the quality of life in Conshohocken.

Sincerely,

*Stephanie Cecco*

Stephanie Cecco  
Borough Manager

## Overview of Borough Funds

Conshohocken Borough has multiple accounting funds. Major funds consist of the primary operating fund, also known as the general fund, and capital fund. Secondary accounts consist of special tax levy and fiduciary funds. Special tax levy funds are funded through millage rate and are restricted by law to specific purposes. They consist of the Street Light Fund, Fire Protection Fund, Library Fund and Debt Service Fund. Fiduciary funds consist of the police and non-uniformed pension funds and the OPEB Trust. Reserve funds consist of the Capital Reserve Fund and Operating Reserve Fund. The purpose of the reserve funds is to help ensure the financial stability of the Borough in the future. The budget consists of additional funds including: Highway Aid, Economic Development, Home Program, Park and Rec Impact, and Mary Wood Park.

Below is a short description of each fund and its function within the overall budget.

1. The *General Fund* is the chief operating fund of the Borough and includes core services by department such as administration, police, public services, fire services, engineering, licenses and inspections, professional services, legal services, parks and recreation. The fund receives 3.3483 mills from real estate tax. It is important to note that the overall increase from FY22 to FY23 is 8.86% with the majority of the increase coming from contractual obligations and personnel costs.
2. The *Street Lighting Fund* receives .1677 mills from real estate tax to support operation and maintenance of streetlights in the Borough. The Borough continues to invest in LED lighting with the goal of decreasing future energy costs.
3. The *Fire Protection Fund* receives .1254 mills from real estate tax. The Fund and corresponding levy was established for the following purpose: "to assist fire companies in the Borough with the purchase, removal and repair of fire engines, fire apparatus or fire hoses, the purchase of land upon which to erect a firehouse or firehouses, the employment of career firefighters, or for general operations," in accordance with section 1302(6) of the Borough code.
4. The *Library Fund* receives .0836 mills from real estate tax. The fund and corresponding levy was established for the following purpose: "to maintain and/or aid in maintaining the Conshohocken Free Library as a local library."
5. The *Debt Service Fund* receives 0.7750 mills from real estate tax. This fund was created to account for the debt that is being created by General Obligation Notes associated with the construction of Borough Hall.
6. The *Capital Fund* was created to account for anticipated capital expenditures such as investment in assets annually.
7. The *Capital Reserve Fund* and *Operating Reserve Fund* are funds created to ensure the financial stability of the Borough in the future as permitted by Borough Code. The

Operating Reserve fund may not exceed 25% of the estimated revenues of the Borough's general fund in a budget's current fiscal year.

8. The *OPEB Trust* was created in FY2019. This Trust was created with the intent of annually allocating reserve funds specifically to cover future costs of post employment benefits.
9. The *Police and Non-Uniform Pension Funds* account for all pension related funds and transactions.
10. The *Highway Aid Fund* utilizes Liquid Fuels dollars received from the Commonwealth of Pennsylvania. Use of liquid fuels dollars are restricted by law for specific roadway purposes.
11. The *Economic Development Fund* accounts for all community development and associated grant activities.
12. The *Home Program Fund* accounts for home program assistance and qualifying home improvement grant activities administered by Borough administration.
13. The *Mary Wood Park Fund* covers expenditures relative to the Mary Wood Park Property as approved by the Mary Wood Park Commission and Borough Council.
14. The *Park and Rec Impact Fund* accounts for all monies generated from development whereby Council and the applicant agreed to a payment of a fee in lieu of dedication of land. This fund is earmarked specifically for the purpose of providing park and recreational facilities within the Borough of Conshohocken.

### **Budget Preparation Team**

Stephanie Cecco, Borough Manager  
Z. Raymond Sokolowski, Executive Director of Operations  
Brittany Rogers, Executive Assistant to the Borough Manager  
Angela Metz, Director of Administrative Services  
Julie Davis, Finance Consultant  
George Metz, Superintendent of Police  
Tim Gunning, Fire Chief  
Lauren Irizarry, Director of Recreation Services  
Christine Stetler, Community Development and Grants Manager  
Allison Lee, Zoning Officer  
Paul Gornowski, Communications and Special Events Manager

*Thank you to all Borough staff for their hard work during the budget process and to our elected officials for all of their guidance and direction from commencement to completion.*

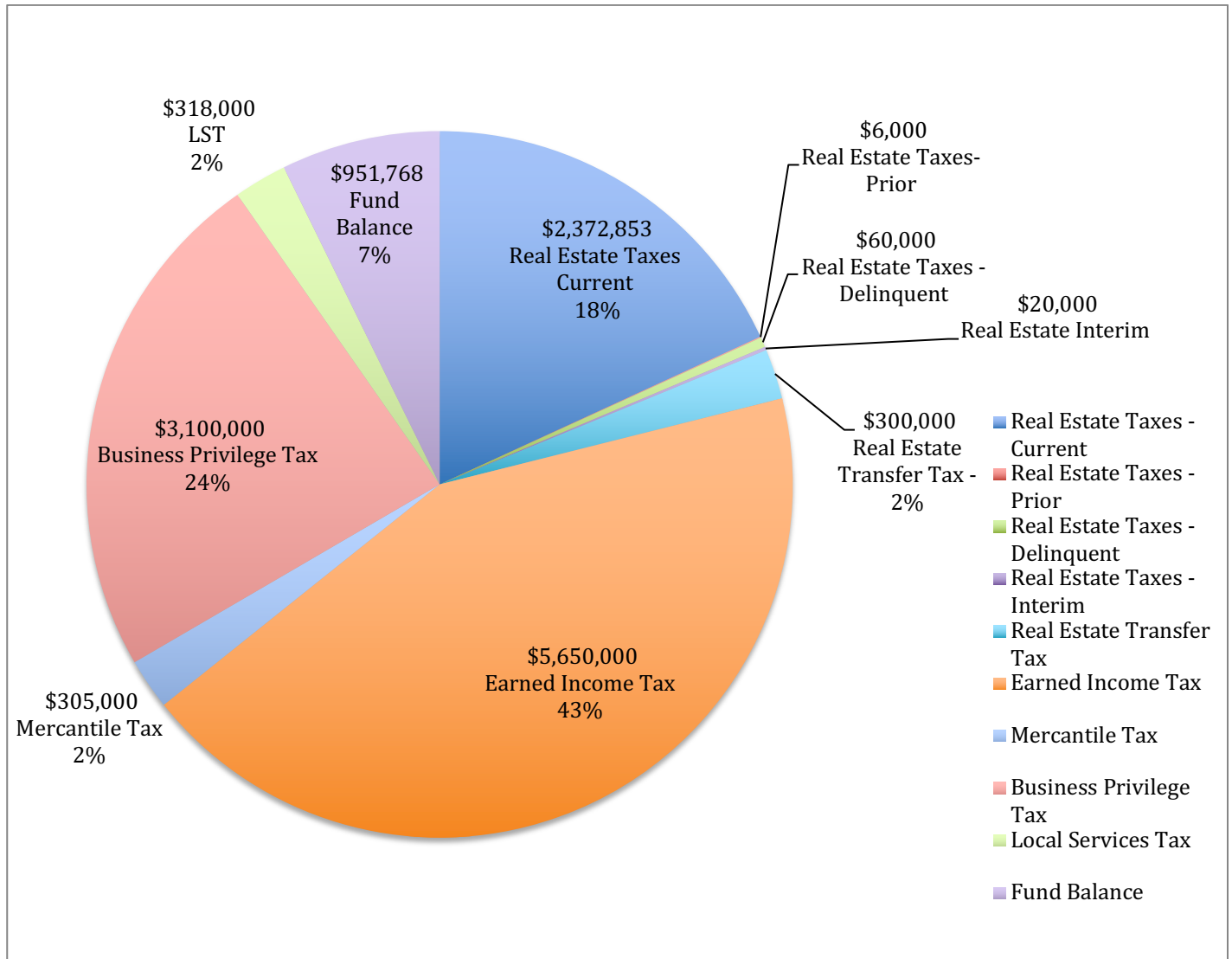
## 2023 Budget Highlights

Borough Council had a special budget workshop to develop goals and objectives for FY2023. The following funding priorities were identified and are reflected in the budget:

- No tax increase.
- Continued investment into reserve funds and OPEB Trust to ensure financial viability for the long-term.
- Investment into Public Safety:
  - Fire Department – addition of a full-time firefighter position, part-time firefighters, fire stipend program, fire uniforms and equipment
  - Police Department – addition of a Lieutenant position, police vehicles, cameras, and IT upgrades
  - Narberth Ambulance – increased annual appropriation
  - Emergency Management- equipment and contingencies
- Continued investment into Public Services with updated equipment and two new laborer positions to continue expanding our internal service capabilities
- Continued investment into Recreation Services for improved Quality of Life with a rebuild of the Aubrey Collins Park Basketball Courts and facility upgrades to the Community Center.
- Funds allocated for Grants and capital engineering and traffic engineering projects.
- Increased personnel to meet the needs of an estimated 35% population increase over the course of the next two years while still providing the same level of quality service to our constituents.

## Primary Revenue Sources

Real Estate and business taxes are the primary sources of revenue for the Borough along with Fund Equity. The strong commercial real estate market continues to result in high real estate transfer, earned income and business privilege/mercantile tax income.



## Real Estate Tax - Where Do Resident Tax Dollars Go?

Millage rate is the amount per \$1,000 used to calculate taxes on a property. One mill represents \$1 in taxes per \$1,000 in tax-assessed value. For example, consider a home's assessed value is \$100,000. Then 1 mill of tax would equal \$100. The Borough's total millage rate in 2022 was 33.208 mills. This means the homeowner owes \$33.208 in taxes for every \$1,000 in tax-assessed value. In this example, that would amount to \$3,320.80 in property taxes annually.

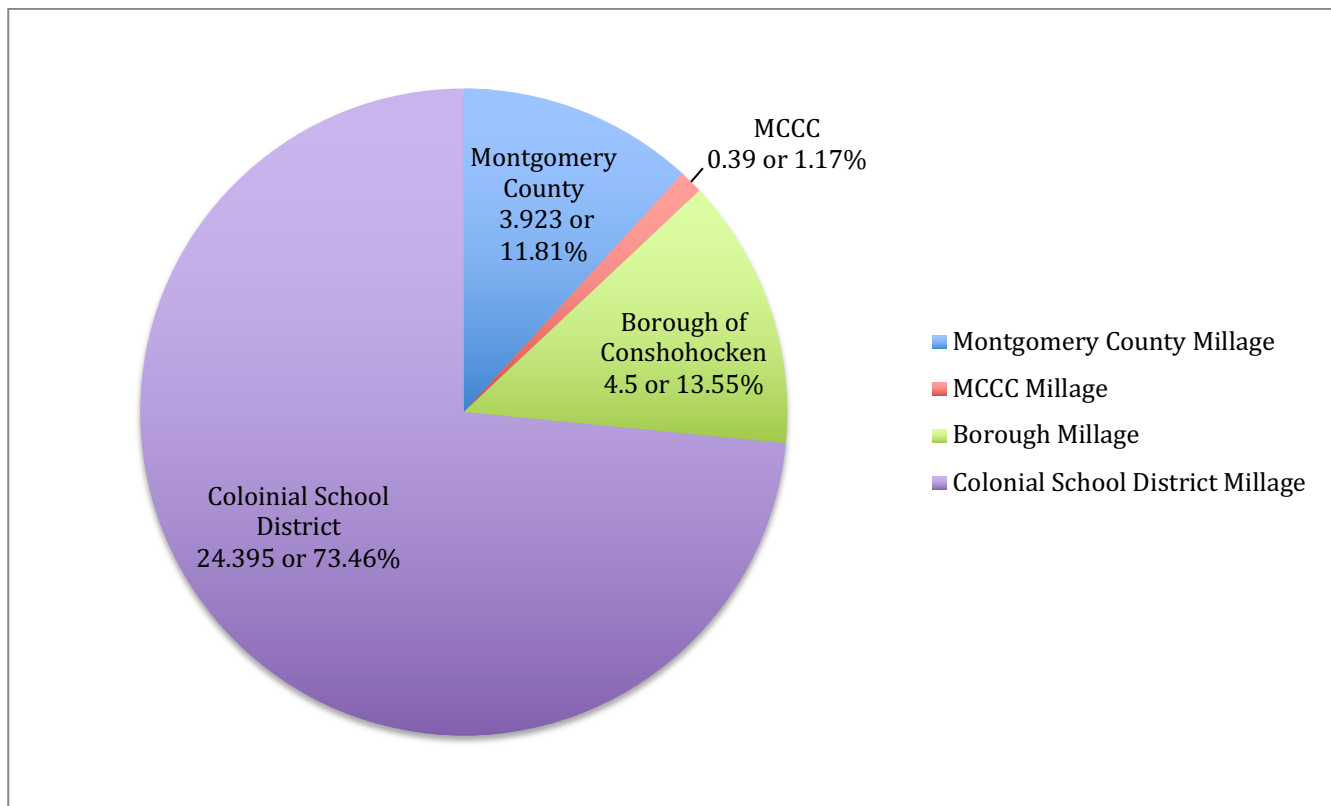
In 2022, the millage rate for a Conshohocken resident was broken out into four categories totaling 33.208:

- 2022 Montgomery County Millage = 3.923
- 2022 Montgomery County Community College Millage = 0.39
- **2022 Borough Millage = 4.5**
- 2022 Colonial School District Millage = 24.395

If we continue with our example, this would mean that this homeowner would owe the following annual costs in property tax:

- **Amount owed to the Borough = \$450 (\$100 x 4.5)**
- Amount owed to County = \$392.30 (\$100 x 3.923)
- Amount owed to MCCC = \$39 (\$100 x .39)
- Amount owed to Colonial School District = \$2,439.50 (\$100 x 24.395)

The chart below illustrates where a resident's tax dollars go based on 2022 millage rates. In this example, this particular property owner would owe approximately \$37.50 a month to the Borough for the following services: trash removal, recycling, snow plowing, upgraded parks, police protection, fire protection, emergency services, code enforcement, permitting, community center, rowing center and access to free special events.



## Real Estate Tax - The Value of One Mill

The total estimated assessed value of real estate for 2023 is \$734,007,394. Total revenue based on 4.5 mills accounting for penalties, delinquent taxes and discounts is \$3,189,033.

### *Millage Tax Rate and Revenues by Fund*

<b>Fund</b>	<b>FY 2023 Levy</b>	<b>FY 2023 Tax Revenue</b>
General Fund	3.3483	\$2,372,853
Street Lighting Fund	0.1677	\$118,845
Fire Protection Fund	0.1254	\$88,868
Library Fund	0.0836	\$59,245
Debt Service Fund	0.7750	\$549,222
<b>Total</b>	<b>4.50</b>	<b>\$3,189,033</b>

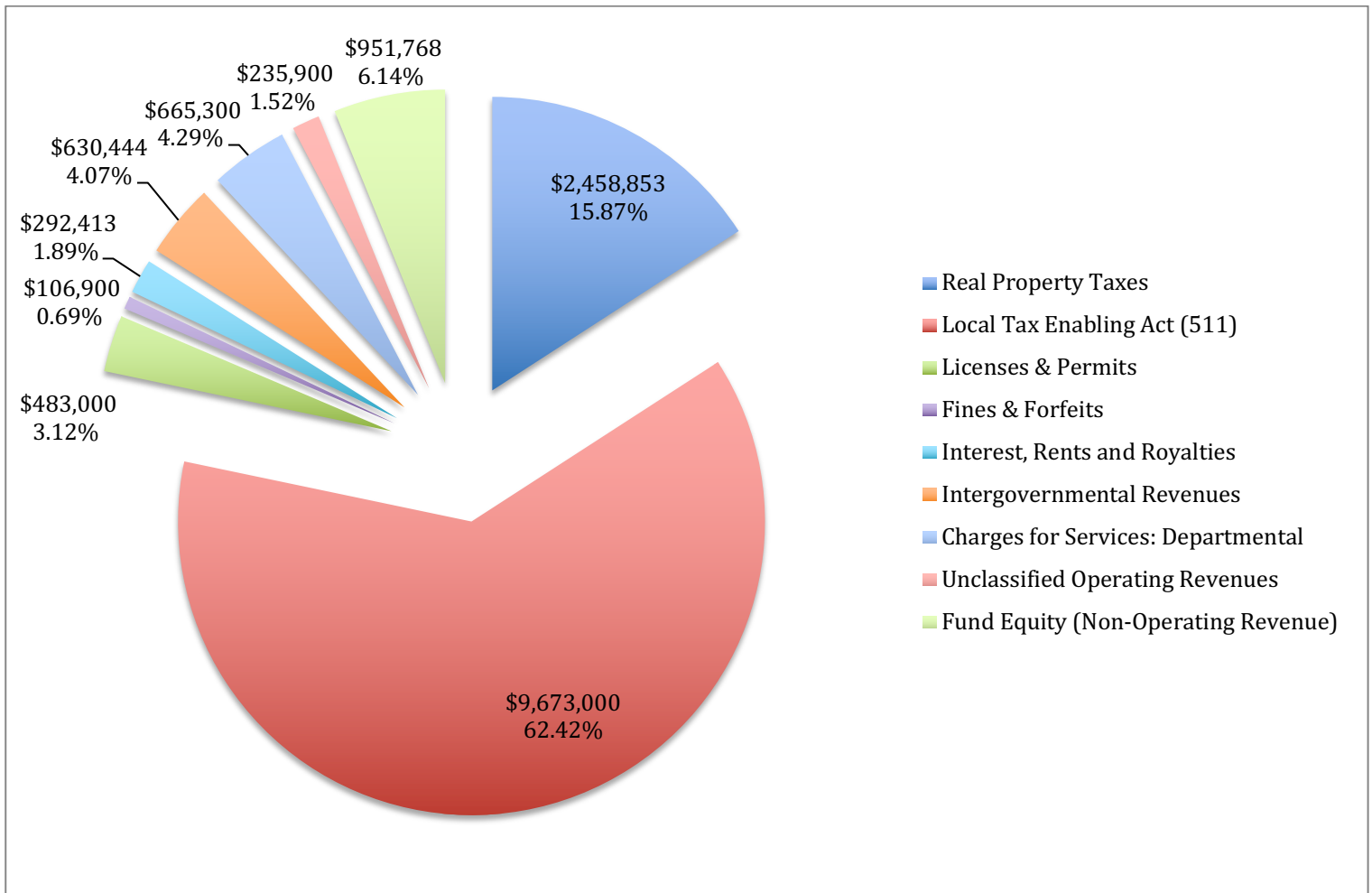
### *Millage Tax Rate and Revenues by Fund FY 2022 v. FY 2023*

<b>Fund</b>	<b>FY 22 Levy</b>	<b>FY 22 Revenue</b>	<b>FY 23 Levy</b>	<b>FY 23 Revenue</b>
General	3.0533	\$1,938,149	3.3483	\$2,372,853
Street Lighting	0.1677	\$106,451	0.1677	\$118,845
Fire Protection	0.1254	\$79,600	0.1254	\$88,868
Library	0.0836	\$53,067	0.0836	\$59,245
Debt Service	1.07	\$679,206	0.7750	\$549,222
<b>Total</b>	<b>4.50</b>	<b>\$2,856,473</b>	<b>4.50</b>	<b>\$3,189,033</b>



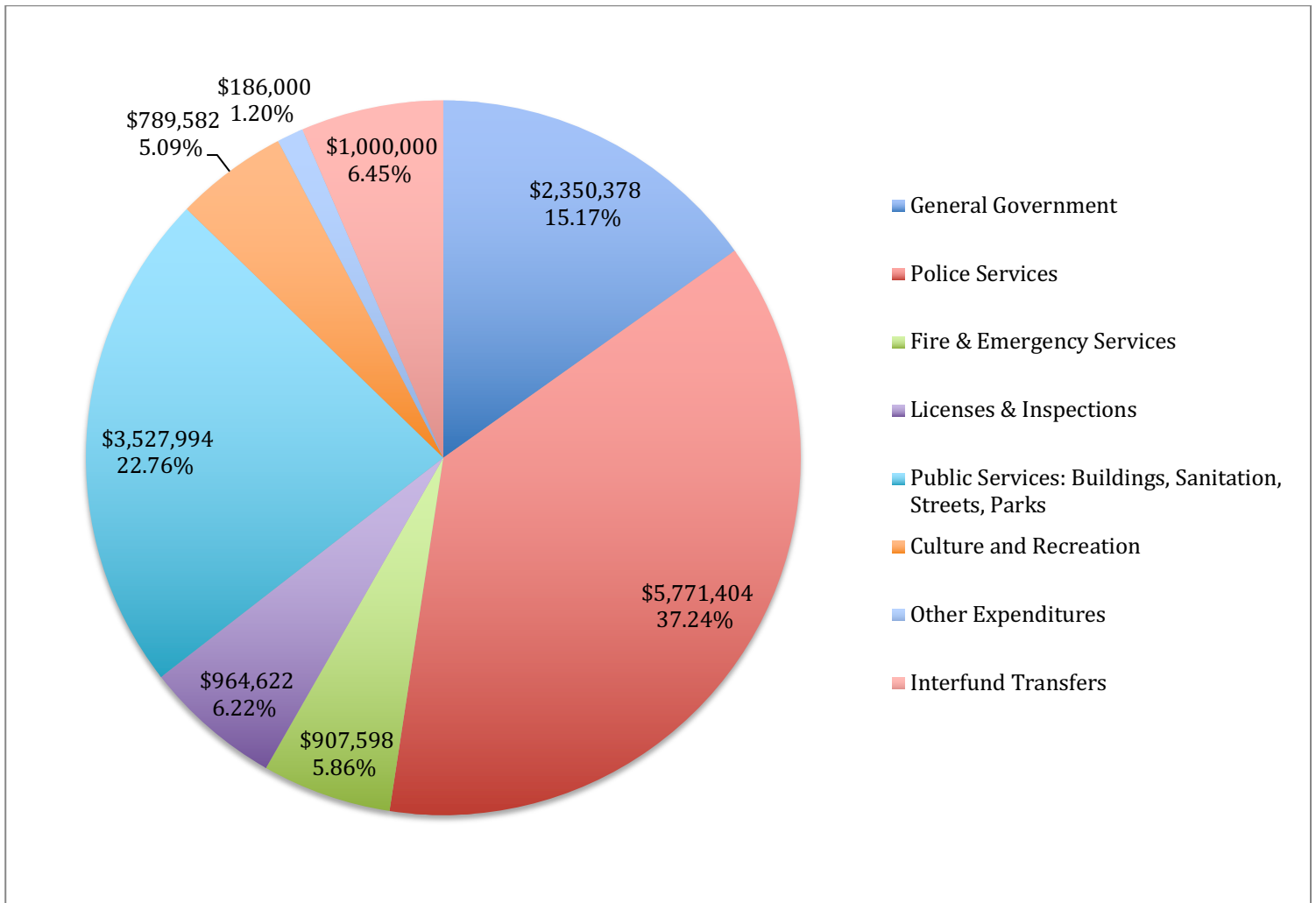
## Operating Revenues

Revenue Category	Amount
Real Property Taxes	\$2,458,853
Local Enabling Tax Act (511)	\$9,673,000
Licenses & Permits	\$483,000
Fines and Forfeits	\$106,900
Interest, Rents and Royalties	\$292,413
Intergovernmental Revenues	\$630,444
Charges for Services: Departmental	\$665,300
Unclassified Operating Revenues	\$235,900
<b>Total Operating Revenue</b>	<b>\$14,545,810</b>
Fund Equity (Non-Operating Revenue)	\$951,768
<b>Total All Revenue Sources</b>	<b>\$15,497,578</b>

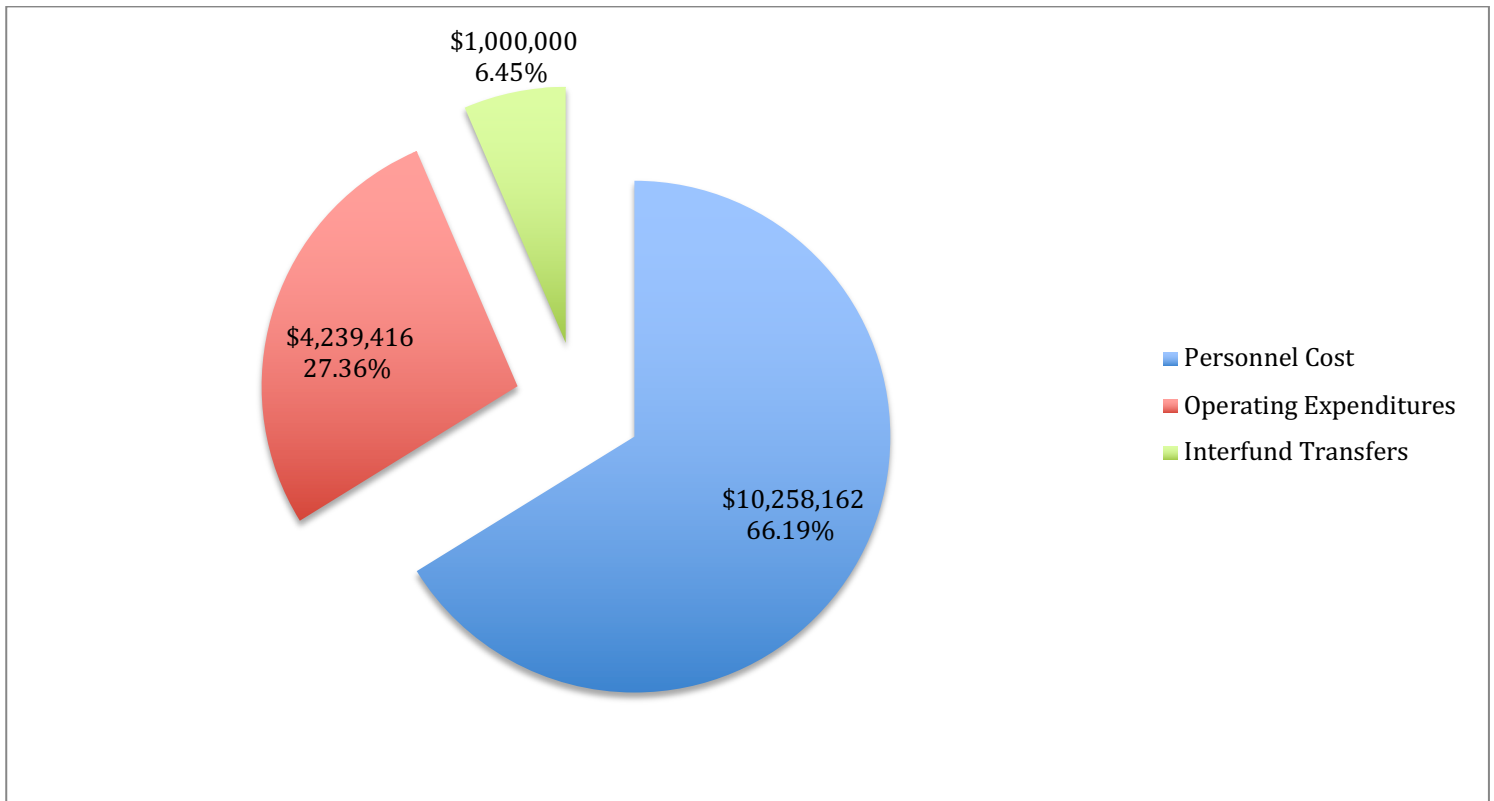


## Operating Expenditures

<b>Expenditure Category</b>	<b>Amount</b>
General Government	\$2,350,378
Police Services	\$5,771,404
Fire & Emergency Services	\$907,598
Licenses & Inspections	\$964,622
Public Services: Buildings, Sanitation, Streets, Parks	\$3,527,994
Culture and Recreation	\$789,582
Other Expenditures	\$186,000
<b>Total Operating Expenditures</b>	<b>\$14,497,578</b>
Interfund Transfers (Non-Operating)	\$1,000,000
<b>Total Operating &amp; Non-Operating Expenditures</b>	<b>\$15,497,578</b>



## Key Cost Centers



## 2023 Budget Timeline

- July 2022 - Department FY23 Capital Requests and Council Goals
- August - September 2022 - Department FY23 Operational Budget Requests and Meetings to Review Expenses
- September 2022 - Council FY23 Special Budget Workshop
- October 2022 - Administrative Review of FY23 Budget
- November 2, 2022 - Budget Presentation
- November 16, 2022 - Authorization to Advertise the FY23 Budget and Tax Levy Ordinance
- December 21, 2022 - Consider FY 2023 Budget for Adoption and Tax Levy Ordinance

## **2023 Department Budget Messages**

*Administrative Services*

*Angela Metz,  
Director of Administrative Services*

---

The Department of Administrative Services includes human resources, insurance and risk management, information technology, finance, budget preparation, special projects as assigned, and oversight of assigned departments or divisions within the Borough operation as assigned. Each function plays a critical role in service delivery to the community.

#### ***Department FY 2022 Achievements***

1. Completed Financial Audits including; Borough Financial Audit, Liquid Fuels, Worker's Comp and Pensions.
2. Applied for and received FEMA assistance for Storm Ida.
3. Completed Safety Committee recertification.
4. Received American Rescue Plan Funds
5. Migrated Finance software to be cloud based

#### ***Department FY 2023 Goals***

Multiple strategic goals are planned for the Department of Administrative Services for the 2023 fiscal year. All goals are geared towards streamlining overall Borough operations leading to increased efficiency.

#### **Administration**

1. Continue focus on safety and wellness with clinics and trainings.

#### **Human Resources**

1. Provide employee training with online classes and seminars in conjunction with Delaware Valley Trust.
2. Continue collaboration with our labor attorney on a revision of the Borough's Employee Manual with specific emphasis Conshohocken Fire Department full-time and part-time employee policies.

#### **Records Management**

1. Continue to organize department files in archive records room.
2. Prepare for the disposal of records per the PA Municipal Records Manual.
3. Provide training on paperless filing and organization.

---

*Communications & Special Events**Paul Gornowski,  
Communications & Special Events Manager*

---

The Communications and Special Events Manager works to maintain government transparency through various forms of media and creates community engagement opportunities within the Borough. This includes distributing public information; managing all communication outlets; designing digital and print media; filming Borough Council Meetings; planning and advertising six (6) Borough sponsored special events; and coordinating special event requests received by the Office of the Borough Manager.

**Communication Outlets**

- Borough Website
- Social Media (*Facebook, Twitter, Instagram*)
- Borough TV Channel
- Digital sign outside of Borough Hall
- Digital sign in the Borough Hall Lobby
- Borough Newsletter and Recreation Services Activity Guide

**Special Events**

- *2022 Borough Sponsored Events*
  - a. July 3rd Fireworks
  - b. The Summer Concert Series
  - c. Conshohocken Funfest
  - d. Conshohocken Halloween Parade
  - e. Holiday Drive-In Movie
  - f. Holiday House Decorating Contest
- *2022 Annual Community Special Events*
  - a. Arts Festival & Car Show – Sponsored by the Mayor and Destination Conshohocken
  - b. The Soap Box Derby – Sponsored by Conshohocken AMBUCS
  - c. The Christmas Tree Lighting Ceremony – Sponsored by Conshohocken AMBUCS
  - d. The Grand Menorah Lighting Ceremony – Sponsored by the Chabad of Lafayette Hill

***Department FY 2022 Achievements***

1. Produced two (2) Borough Newsletters.
2. Coordinated, planned, and organized all facets of Borough sponsored special events and annual community special events in conjunction with Borough Departments.

***Department FY 2023 Goals***

1. Assess all Communication and Special Event operations and provide recommendations for areas of growth as applicable.

*Community Development and Grants**Christine Stetler,  
Community Development and Grant Coordinator*

---

Community development and grant activities in 2022 included operation of the Housing Rehabilitation Program; the Special Dedicated Parking Program; licensing of outdoor dining; grant research; submission and management of authorized applications.

At present, Conshohocken has three (3) open CDBG Program contracts; and two (2) HOME contracts; all of which will extend into 2023. Time extensions where needed have been approved by the PA Department of Community and Economic Development. Approximately \$524,416.00 in federal grant funds will be available for housing rehabilitation activities in 2023 and into 2024. These funds will enable the Borough to complete approximately thirteen (13) properties and related delivery services. Delivery services include intake, work write ups, environmental testing, bidding and contracting, program administration, and construction supervision.

### *Department FY 2022 Achievements*

#### Community Development

1. Completion of six (6) rehabilitation properties: three (3) completed and three (3) under construction and should be completed by year's end.
2. Completion of emergency sewer repair at one (1) property.
3. Processing of ten (10) applicants from the waiting list for program services.
4. Marketing the Program through the Borough Newsletter and distribution of information to local churches.
5. Execution of the 2021 CDBG Contract for housing rehabilitation activities and completion of the environments review for same.
6. Execution of a 2019 HOME Contract for housing rehabilitation activities, and completion of the grant's environmental review.
7. Installation of eight (8) code conforming curb ramps on Poplar, Wells and Jones streets.
8. Prepared and submitted applications for 2022 CDBG funds.

#### Special Dedicated Parking Program

1. To date, six (6) new dedicated parking spaces have been installed
2. To date, ten (10) dedicated parking spaces have been removed.

#### Café Licenses

In 2022, the Borough again began requiring a permit for the operation of outside dining. Restaurants were reminded of this requirement. Twelve (12) permits were issued. Permits are for one (1) year and must be renewed annually.

Other Grants

1. Prepared and submitted a 2022 application for Community Development Block Grant funding in the amount of \$153,080.00 for installation of curb ramps, primarily in the 4<sup>th</sup> and 6<sup>th</sup> Wards.
2. Received approval of a 2022 Department of Conservation and Natural Resources grant in the amount of \$250,000.00 for the reconstruction of the Sutcliffe Park walking trail.
3. Received approval of a Greenways, Trails, and Recreation Program grant in the amount of \$60,000.00 for reconstruction of the Sutcliffe Park Walking Trail.
4. Completion of the audit and close-out of the 2020 902 Recycling Program Grant.
5. Submitted an application for 2022 902 Recycling Program funding for the purchase of a recycling truck.
6. Closed out the Assistance to Firefighter COVID-19 Supplemental Grant (AFG).
7. Closed out 2018 CDBG Contract.

***Department FY 2023 Goals***

1. Complete rehabilitation of seven (7) residential properties.
2. Close out 2017 HOME Contract.
3. Close out 2020 CDBG Contract.
4. Secure an extension for time to complete the 2019 CDBG Contract.
5. Execute 2022 CDBG contract and complete its environmental review.
6. Secure engineering services for the reconstruction of the Sutcliffe Park walking trail.
7. Complete design and bid construction of the Sutcliffe Park walking trail.
8. Secure engineering services for the 2022 Curb Ramp Project.
9. Complete design of the Curb Ramp Project and bid Construction.
10. Process and close out special dedicated parking spaces as needed.
11. Process café licenses as needed.
12. Complete organization of archived files for zoning, community development and other grants.
13. Prepare and submit a 2023 CDBG Program application.



---

*Department of Emergency Management*

*Z. Raymond Sokolowski,  
Executive Director of Operations/Emergency Management Coordinator*

---

Conshohocken Emergency Management exists to promote and maintain public health and safety by preparing our residents, municipal leaders, local businesses, and local emergency response personnel for emergency situations. This mission is accomplished through the development of a comprehensive emergency response plan; conducting training exercises on the plan; and providing educational programs.

#### ***Department FY 2022 Achievements***

1. Continued training for Emergency Management Coordinator, Deputy EM Coordinators, and employees.
2. Utilized CodeRED to keep our residents informed and up to date on all events, shelter-in-place, and evacuation notifications. Added two additional features – Text to Keyword and Language Translation
3. Continued to utilize Blazemark Software program. Updated and uploaded property structure plans and emergency response methods.
4. Completed Emergency Operations Center
5. Purchased and utilized flood signage indicating depth of water to allow for future planning along known flooding areas.
6. Created an Emergency Preparedness “Full Guide” for residents (available online).
7. Continued to implement and improve an Incident Command Post during events.
8. Continued implementation of a 3 Phase notification System for the Community during major events.
9. Trained two (2) Public Service Team members and Deputy Emergency Management Coordinator on High Water Training.
10. Added Security Cameras in Borough Parks and Administration Building
11. Developed and continue training - UAS Drone Unit
12. Added off site parking in event of emergencies – teamed with Conicelli for use of their parking lots
13. Installation of Flood Gates – Colwell Ln.
14. Certified 3 employees as CPR/First Aid/AED instructors

#### ***Department FY 2023 Goals***

1. Utilize the NIMS and Incident Command as our template, structure, and response for large scale incidents.
2. Continue providing education for municipal leaders and emergency responders to handle larger-scale incidents and events.
3. Consult, liaise, and inform the public and other external agencies, as appropriate, of the Borough’s procedures, plans and training materials to educate and prepare those who may be involved in or affected by an emergency.
4. Train Police Department in High Water Awareness.
5. USGS Flood Gage installation

*Fire Services*

*Timothy Gunning,  
Fire Chief*

---

The Conshohocken Fire Department is composed of highly dedicated, loyal and courageous volunteers that are supplemented by two (2) career firefighters and part-time paid firefighters. The fleet consists of four major fire apparatus, one engine truck, one squad truck, one air truck, and one quint. Additionally, there are support vehicles and three rescue boats and 2 ATV's. In 2022, the department responded to over 500 fire calls in the Borough and surrounding areas.

The annual budget includes \$200,000 in appropriation funds to the Fire Companies. These funds support the daily operations of each fire station including building upkeep, payment of utilities, fire truck repair and maintenance, equipment repair and replacement, purchase of fire gear and much more. This financial support ensures that each fire company is prepared to provide the highest level of service to our community.

#### ***Department FY 2022 Achievements***

1. Completion of classes in water rescue training.
2. Continued Highwater Rescue Vehicle Training
3. Completed Highwater Rescue Training
4. Completed Elevator Rescue Training
5. Participated and hosted community and fire prevention events including Sprinkler Night, Smoke Detector Giveaway Night, and annual Colonial Fire Prevention for multiple local fire companies.
6. Equipped part-time firefighters with EMT/paramedic experience.
7. Continued implementation of QRS Program in conjunction with Narberth Ambulance.
8. Utilized three (3) Rescue Boats for multiple emergency events within the Borough.
9. Continued developing Standard Operating Procedures

#### ***Department FY 2023 Goals***

1. Continue to increase fire prevention activities.
2. Continue to advance the Fire Department with education and training to better serve the community
3. Educate and train new hires and current employees to understand building structures, layouts and construction types.
4. Continue developing Fire Policies as applicable.
5. Continue planning and preparedness for large scale planned events and incidents in collaboration with Police Department, Fire Police and EMS.

*Police Department*

*George Metz,  
Chief of Police*

---

The Conshohocken Borough Police Department's mission is to improve quality of life and provide a sense of safety and security for our residents and guests. We promote respect and professionalism. It is our duty and obligation to maintain order; enforce the laws; and protect individual rights on a fair and equal basis. Our commitment to excellence not only extends to the community, but to the officers and employees of this department who have dedicated themselves to the profession of policing. The police department's operational strategy focuses on three main areas: police service, public safety, and training.

The Conshohocken Police Department is made up of the following Divisions and Units:

*Administrative Division*

Chief George Metz supervises the Administrative Division.

*Detective Division*

The Detective Division is assigned all types of criminal cases such as, Fraud, Theft, Juvenile, Burglaries, Robberies, Missing Persons, Sexual Assaults, Assaults, Suspicious Death, Homicide, Forgery, Bad Checks, Drug Cases. The detective division is also responsible for the annual Thanksgiving Turkey Dinner Drive, which assists the less fortunate. During Christmas, the division assists the Colonial Neighborhood Council with the collection and distribution of gifts for families of need in the Borough of Conshohocken.

*Patrol Division*

This division is comprised of 16 sworn officers who are divided into four, four officer squads. Each squad is under the direction of a Sergeant. The Patrol Division's primary purpose is to respond to all emergency and non-emergency calls for service within Conshohocken Borough. Patrol Officers also conduct preliminary hearings at the local District Justice Office. In addition, patrol officers respond to mutual aid requests for assistance from other police agencies. The Conshohocken Police Department has an outstanding working relationship with other law enforcement agencies and is committed to assisting all public service professionals in the performance of their duties. The patrol division seeks to provide the most professional and ethical law enforcement services to the Borough of Conshohocken community, thereby ensuring the preservation of peace and the highest quality of life in our community.

*Traffic Safety Division*

The unit operates under the patrol division and conducts Commercial Motor Vehicle Inspections (i.e. Trucks). The primary responsibility of this unit is to address all traffic complaints; conduct patrols in locations where traffic violations and crashes are common; deploy the speed trailer as necessary; assist the MCSAP truck inspector with commercial vehicle inspections; and conduct Driving under the Influence Enforcement details with other (mutual aid) departments.

*Bicycle Patrol Unit*

The current Conshohocken Police Bicycle Unit has five officers and one sergeant assigned. The unit is assigned to cover special community events and general patrol details. With the help from local businesses, the unit purchased bicycle helmets to give to children free of charge when they are riding on the street and do not have a helmet. This unit has also partnered with the Montgomery County Health Department to promote bicycle safety among children.

*CMSAWT*

CMSWAT is a "SWAT" team made up of Montgomery County Police Department Officers of which Conshohocken is a member. CMSWAT Officers are highly trained both mentally and physically to handle life threatening critical incidents.

Field Training

The field training team is made up of two sergeants and three officers. All members of the FTO Team completed a 6-day FTO training program. This unit is intended to assist “new” police officers with their transition from the academic setting to the performance of general law enforcement duties. While on probationary status, newly hired Conshohocken Borough Police Officers must successfully complete the field training and evaluation program in order to attain Patrol Officer Status. It is the responsibility of the FTO’s to thoroughly review field-training materials with new officers. This type of one-on-one training in a real law enforcement setting sets it apart from prior academy trainings.

Montgomery County Drug Task Force

The Montgomery County Drug Task Force consists of police officers from multiple jurisdictions throughout Montgomery County. Conshohocken Police Department has officers who are voluntarily assigned to this unit. These officers are highly trained and responsible for the investigation and apprehension of those people that engage in the trafficking of controlled substances.

Montgomery County DUI Task Force

The Montgomery County DUI Task Force consists of police officers from multiple jurisdictions throughout Montgomery County. These officers conduct roadside sobriety check points and roving DUI enforcement details throughout the year to remove impaired drivers from our roadways.

The Motor Carrier Safety Assistance Program

MCSAP is in place to reduce the severity and number of accidents and hazardous material incidents involving commercial motor vehicles.

ICAC Unit

The Conshohocken Police Department participates in this highly specialized unit that investigates child Internet crime in conjunction with Homeland Security.

Montgomery County Human Trafficking/Child Exploitation Task Force

The Conshohocken Police Department participates in this highly specialized unit that help find missing children and help victims of human trafficking

Federal Task Force

A detective is credentialed as a federal Agent and is assigned part-time to the Philadelphia FBI Child Exploitation and Human Trafficking Task Force.

***Department FY 2022 Achievements***

1. Installed new server and complementing hardware and software to enhance department’s cyber-security and record retention.
2. Prepared for updated MPOETC requirements, by enlisting Sergeant Conner and Detective Bahn in the PATH Instructor Course. Sergeant Conner also completed a Control Tactics Instructor Course. During the course of the year, all members of the Conshohocken Police Department successfully completed both required sections of the MPOETC courses. Sergeant Conner also provided the same training to members of the West Conshohocken Police Department.
3. Sergeant Lennon, Officers Foster, Smith, and Vallone completed the FAA Certified Drone Pilot Training. The group also, partnered with 14 other agencies in the county for a drone based working group.
4. Each member of the department completed an Autism and Law Enforcement training to promote a better understanding of the challenges with Autism and policing.

5. Advanced Emergency Management training with Sergeant Lennon receiving PEMA Advanced Coordinator and Professional certification, and Chief Metz and Sergeant Conner completing ICS300 for Expanding Incidents.
6. Officer Storti and Detective Walter hosted a Bicycle rodeo, for bike safety training, and bicycle give away at Conshohocken Elementary.
7. Continued community outreach through our “Shop with a Cop” program, Toys for Tots collection, Thanksgiving Dinner give away, and community shred event.

***Department FY 2023 Goals***

1. Install and implement License Plate Reader Cameras usage throughout the borough to aid in traffic safety and criminal investigations.
2. Update Officer’s utility belts to the Modular Vest Carriers to help with the reduction of on-duty related injuries.
3. Roll out new parking enforcement system and software to track enforcement and administrative efficiencies.
4. Continue with community outreach programs and fostering relationships with community leaders.
5. Continue planning and preparedness for events and incidents in coordination with Fire Department and EMS.

---

Department of Public Services  
Public Works, Licenses & Inspections

Z. Raymond Sokolowski,  
Executive Director of Operations/Building Code Official

---

## **PUBLIC SERVICES**

### ***Department FY 2022 Achievements***

#### **Buildings Division**

1. Administration Building: We continued to examine the building's status to plan for future capital needs.
2. Built Emergency Operations Center
3. Installation and upgrade of Alarm systems (2 buildings, 2 garages and barn)
4. Rebuilt and repaired PW garage and breakroom from Hurricane IDA
5. Replace doors at 9<sup>th</sup> Ave. Garage

#### **Sanitation and Recycling Division**

1. Implemented new Trash and Recycling collection schedule
2. Addressed all new CDL driving safety regulations

#### **Streets Division**

1. Continued developing an infrastructure replacement program for the Borough roadways. We have begun transitioning some of our public services team members into streets and repairs maintenance members. This has allowed us to perform temporary road repairs ahead of the infrastructure replacement program.
2. Reviewed comprehensive road repairs and maintenance program. Included training and purchase of equipment.
3. Installed safety delineators at problematic intersections

#### **Parks Division**

1. Purchased and planted trees at the B-field, Sutcliffe and Marywood Parks
2. Install security surveillance cameras for Borough property and resident safety in all Borough parks.
3. Trees planted at Harry St. and Spring Mill Ave.
4. Continued the revitalization of the VFW Monument at E. 5<sup>th</sup> Ave. and Spring Mill.
5. Wifi installation at A and B Field
6. Upgraded sprinkler control system at A-Field

### ***Department FY 2023 Goals***

#### **Buildings Division**

1. Administration Building: Continue to examine the building's status for future capital needs.
2. Develop comprehensive maintenance programs for all occupied tenant spaces. This includes painting, carpet replacement, etc.
3. Administration Building Lobby Lighting and Signage
4. Nitrogen Generator installation for sprinkler system
5. Upgrade Access Control System for Administration

Sanitation and Recycling Division

1. Apply for new grants to pay for additional asset preservation needs within the Borough.
2. Evaluate options to potentially collection trash and recycling from alleyways where applicable

Streets Division

1. Continue to review comprehensive road repairs and maintenance program. This will include training and purchase of equipment such as a Blacktop Cold Planer.
2. Work with our engineer to address the continuing traffic and safety issues on the roadways through the Borough.

Parks Division

1. Install more security surveillance cameras on Borough property.
2. Install a new playground at the B-Field
3. Hold Fall and Spring Tree Plantings

Training

1. Continue Highwater Training.

**LICENSES & INSPECTIONS*****Department FY 2022 Achievements***

1. Enforced new Trash and Recycling collection schedule
2. Enforced regulation tree heights and stump removal
3. Implementing new Stormwater Water Management process and application
4. Reviewed and assisted with permitting throughout completion of new development projects to ensure as little disruption as possible.

***Department FY 2023 Goals***

1. Continue to educate property owners and contractors of the 2018 Property Maintenance Codes changes that were adopted on February 14<sup>th</sup>, 2022 in place of the 2015 International Code as needed.
2. Review and assist with permitting throughout completion of new development projects. Finish these projects with as little disruption as possible. (Examples of major projects include: 400 W. Elm St., 720 Spring Mill, SEPTA, Etc.)

---

*Recreation Services*

*Lauren Irizarry,  
Director of Recreation Services*

---

The Department of Recreation Services strives to provide various year-round activities, such as fitness, programs and special events through park settings and recreational facilities for the residents of Conshohocken. The ultimate goal is to create a lively community where individuals can “Live, Work and Play” by providing quality recreation and leisure experiences that enhance the quality of life for youth, teens, adults and seniors. Recreation Services offers quality recreation opportunities that meet the diverse needs of this community and its visitors.

The Recreation Department operates and programs:

- One (1) Community Center
- One (1) Rowing Center in conjunction with the Conshohocken Rowing Center Board and Directors
- One (1) Outdoor Fitness Court
- Seven (7) parks
- In-house Fitness and Group Exercise programs
- Organized youth and adult athletic programs
- Summer day camp program
- Facilitates use/rental of parks and centers for special events and outside organizations
- Football, baseball and softball fields utilized throughout the year for leagues and rentals
- Leagues, tournaments and rentals on basketball courts both inside and outside

Recreation Services also provides inclusive recreational initiatives through our relationship with Special Olympics and Conshohocken AMBUCS. Finally, the Department has community ties with youth organizations such as: Conshohocken Baseball & Softball League, Conshohocken Bears Youth Football and Cheerleading, and Conshohocken Electric Force Track Club.

#### ***Department FY 2022 Achievements***

1. Upgraded Community Center with front entrance doors; renovation of women’s and men’s locker rooms; renovation of gymnasium floor; installation of a divider in the multi-purpose room; and installation of a new scoreboard in the gymnasium
2. Hired Recreation Supervisor to join the department
3. Renewed all staff CPR/AED certification with the American Heart Association through Conshohocken Borough Police Officer, Steve Vallone
4. Continued in-house and group fitness classes and resumed our Active Fitness (ages 62+) class that is offered with Community Center membership
5. Continued programs and offerings in our parks
6. Offered an in-house summer day camp for the fourth year and hit our maximum number weekly
7. Increased programs and offerings for seniors, adult, and youth for the fall/winter
8. Continued partnership with Yoga Home to offer Yoga in the parks for adults and youth, chair yoga, in addition to offering new programming including kids’ yoga and yoga for beginners
9. Continued email distribution through Constant Contact and resumed mailing of our Activity Guide with the layout and content created in-house by our Recreation Services Department
10. Increased members that utilize Silver Sneakers
11. Maintained Youth and Legacy Group Policy and Implementation (Conshy Baseball & Softball, Conshohocken Bears Football/Cheerleading/Special Olympics/Girls Scout Troop 7044)



12. Maintained a working relationship with long term rentals such as Chestnut Hill College Sprint Football and Philadelphia Whitemarsh Rugby teams.
13. Continued a good working relationship with Heyday Athletics to provide a comprehensive and inclusive co-ed program for residents of Conshohocken and the surrounding communities
14. Continued working with the Borough Public Services Department to provide facilities that are modern, updated, and safe
15. Continued and maintained an increase in park pavilion rentals
16. Continued a working relationship with the Conshohocken Free Library by offering a story walk in Mary Wood Park
17. Continued partnerships and worked with community businesses such as the Great American Pub, Flanigan's Boathouse, Pepperoncini, Totaro's, and more.
18. Worked closely with our Community Development & Grants Coordinator to secure grants from DCNR and Greenways, Trails, and Recreation for the Sutcliffe Trail Rehabilitation project.
19. Recreation Service and Parks special events:
  - American Red Cross Blood Drives
  - Albert C. Donofrio Boys High School Basketball Tournament
  - Easter Egg Hunt
  - George Snear Girls Basketball Tournament
  - Infant CPR Class
  - Medicare Seminar
  - Movie in the Park (two)
  - Pumpkin Painting
  - Senior BBQ
  - Senior Thanksgiving Luncheon
  - Senior Holiday Luncheon
  - Winter Wonderland

### ***Department FY 2023 Goals***

The following goals are planned for the Department of Recreation Services for the 2023 fiscal year in an effort to build community through people, parks and programs:

1. Continue with improvements and additions at the Community Center
  - Multi-purpose Room floor
  - Replacing backboards in the gymnasium
2. Reconstruct basketball courts at Aubrey Collins Park
3. Recreation Programs, Events and Trips
  - Continue to improve program offerings for youth, teens, families, and seniors
  - Continued improvement in program registration
  - Increase in Community Center membership
  - Offer community trips
4. Operations and Maintenance
  - Assess rental fees for membership, facilities, and parks
  - Increase rentals at the Mary Wood Park House

***Department Programs and Activities***

Over the course of fiscal year 2022, the Department of Recreation Services offered the following programs at Department facilities:

- Senior Bingo
- Senior Book Club
- Group Exercise programs included in Community Center membership
- First Notes
- Fitness programs including, Pilates, Yoga in the parks, Chair Yoga, Kick & Core, Cycle, Yoga for Beginners, Zumba
- Corporate Lunchtime Basketball
- Pickleball (Open Gym)
- Pickleball Clinics
- Open Gym
- Men's Basketball League
- Krav Maga Self Defense
- Sunday Morning Adult Basketball
- Summer Camp
- Paint & Play
- Purposeful Play
- Tiny Tots
- Safe @ Home
- Safe Sitter®
- Drama Club
- Basketball Clinics
- Snapology
- Foam Dart Battle
- Infant CPR
- Kids Yoga
- Gymnastics
- Intro to Sports
- Red's Camp
- Soccer Shots

---

*Zoning**Allison Lee, PE  
Zoning Officer*

---

The primary function of Zoning is to implement and enforce the Zoning Ordinance, including generating determinations related to compliance and the need for relief from individual elements of the Ordinance. Tasks include staff administration of the Ordinance; staffing the Zoning Hearing Board; conducting zoning hearings; responding to requests for information regarding the requirements of the Zoning Ordinance; investigating reported violations and, if necessary, initiating enforcement activities. Land Development plans are reviewed for compliance with the Zoning Ordinance and compliance with any conditions imposed on zoning approval. Staff maintains close contact with the Licenses and Inspections staff to provide information on zoning decisions and upcoming hearings, and to ensure compliance with the Zoning Ordinance. Zoning also administers the Borough's Flood Plain Ordinance, which is Part 17 of the Zoning Ordinance. Flood Plain Ordinance compliance continues to be monitored by FEMA for appropriate review of development in the flood plain and enforcement of the Ordinance.

Funding for zoning activities comes from the Borough's overall budget. The Borough is entitled to recover certain costs from applicants through application fees and escrows. Cost recovered by escrow include advertising, postage for public notice, salary of the Zoning Hearing Board members, and stenographer's appearance fee. Application fees and escrow amounts are established by the Borough's approved Fee Schedule based on the type of relief sought by the applicant and if the property is commercial or residential. Any remaining funds are returned to the applicants.

The issuance of zoning permits is a function of the Zoning Department. Zoning permits are required for activities under the Zoning Ordinance but do not require review under the building code.

***Department FY 2022 Achievements***

1. Completed over 20 zoning, conditional use, and relief extension hearings.
2. Continued updating Zoning master billing tracking and processing procedures.
3. Tracked and processed enforcement of short-term rentals in violation of the Borough of zoning ordinance.
4. Updated the Borough Zoning Map.

***Department FY 2023 Goals***

1. Evaluate permit and application fees for 2024.

**Summary of Operating, Capital & Other Funds**

	Projected Fund Equity with all Sources January 1, 2023	Projected Revenues Only FY 2023	Available for Appropriation: Fund Equity + Revenues	Appropriations with Transfers	Unappropriate 2023 Year End Fund Balance
<b>Operating Fund</b>					
General	\$ 951,768	\$ 14,545,810	\$ 15,497,578	\$ 15,497,578	\$ -
Street Lighting	\$ -	\$ 118,861	\$ 118,861	\$ 118,861	\$ -
Fire Protection	\$ -	\$ 157,075	\$ 157,075	\$ 157,075	\$ -
Library	\$ -	\$ 59,397	\$ 59,397	\$ 59,397	\$ -
Highway Aid	\$ 448,257	\$ 217,590	\$ 665,847	\$ 665,847	\$ -
	<b>\$ 1,400,025</b>	<b>\$ 15,098,733</b>	<b>\$ 16,498,758</b>	<b>\$ 16,498,758</b>	<b>\$ -</b>
<b>Capital Reserve Funds</b>					
Capital Fund	\$ 2,000,000	\$ 1,870,000	\$ 3,870,000	\$ 3,870,000	\$ -
Capital Reserve	\$ 5,373,000	\$ 1,244,600	\$ 6,617,600	\$ 1,742,461	\$ 4,875,139
Operating Reserve	\$ 879,021	\$ 260	\$ 879,281	\$ -	\$ 879,281
	<b>\$ 8,252,021</b>	<b>\$ 3,114,860</b>	<b>\$ 11,366,881</b>	<b>\$ 5,612,461</b>	<b>\$ 5,754,420</b>
<b>Other Funds</b>					
Home Program	\$ -	\$ 173,000	\$ 173,000	\$ 173,000	\$ -
Economic Dev.	\$ -	\$ 100,056	\$ 100,056	\$ 100,056	\$ -
Debt Service	\$ -	\$ 549,251	\$ 549,251	\$ 543,798	\$ 5,453
Park and Rec Impact	\$ 859,913	\$ 10,087	\$ 870,000	\$ 870,000	\$ -
Mary Wood Park	\$ 69,000	\$ 8,006	\$ 77,006	\$ 8,006	\$ 69,000
	<b>\$ 928,913</b>	<b>\$ 840,400</b>	<b>\$ 1,769,313</b>	<b>\$ 1,694,860</b>	<b>\$ 74,453</b>
<b>Grand Total</b>	<b>\$ 10,580,959</b>	<b>\$ 19,053,993</b>	<b>\$ 29,634,952</b>	<b>\$ 23,806,079</b>	<b>\$ 5,828,873</b>

# 2023 Budget



**GENERAL FUND**

Account Number	Account Description	FY 2023 Budget	FY 2022 Budget	Change From 2022 to 2023	
				increases or (decreases)	
				\$	%
<b>FUND BALANCE</b>					
01-279-000	Fund Balance Forward	951,768	986,190	(34,422)	-3.49%
<b><u>REVENUES</u></b>					
<b><u>REAL PROPERTY TAXES</u></b>					
01-301-100	R.E. Taxes - Current	2,372,853	1,938,149	434,704	22.43%
01-301-200	R.E. Taxes - Prior	6,000	7,000	(1,000)	-14.29%
01-301-300	R.E. Taxes - Delinquent	60,000	60,000	-	0.00%
01-301-600	Real Estate Taxes- Interim	20,000	10,000	10,000	100.00%
	<b>Subtotal</b>	<b>2,458,853</b>	<b>2,015,149</b>	<b>443,704</b>	<b>22.02%</b>
<b><u>LOCAL TAX ENABLING ACT (511)</u></b>					
01-310-110	Real Estate Transfer Taxes	300,000	300,000	-	0.00%
01-310-210	Earned Income Taxes	5,650,000	4,950,000	700,000	14.14%
01-310-310	Mercantile Taxes	305,000	325,000	(20,000)	-6.15%
01-310-360	Business Privilege Taxes	3,100,000	3,200,000	(100,000)	-3.13%
01-310-510	Local Services Taxes	318,000	318,000	-	0.00%
	<b>Subtotal</b>	<b>9,673,000</b>	<b>9,093,000</b>	<b>580,000</b>	<b>6.38%</b>
<b><u>BUSINESS LICENSES &amp; PERMITS</u></b>					
01-321-350	Contractors Licenses	12,000	12,000	-	0.00%
01-321-360	Apartment Lic./Professional &	215,000	215,000	-	0.00%
01-321-800	Franchise Fees	150,000	150,000	-	0.00%
01-321-820	Highway Permits	15,000	15,000	-	0.00%
	<b>Subtotal</b>	<b>392,000</b>	<b>392,000</b>	<b>-</b>	<b>0.00%</b>

**GENERAL FUND**

Account Number	Account Description	FY 2023 Budget	FY 2022 Budget	Change From 2022 to 2023	
				increases or (decreases)	
				\$	%
<b><u>REVENUES</u></b>					
<b><u>NON-BUSINESS LICENSES &amp; PERMITS</u></b>					
01-322-100	Rental Inspections	90,000	90,000	-	0.00%
01-322-900	Deed Registrations	1,000	1,000	-	0.00%
	<b>Subtotal</b>	<b>91,000</b>	<b>91,000</b>	<b>-</b>	<b>0.00%</b>
<b><u>FINES and FORFEITS</u></b>					
01-331-100	Clerk of Court Fines	3,500	3,500	-	0.00%
01-331-110	Motor Vehicle Violations	28,000	28,000	-	0.00%
01-331-112	Non-Traffic Violations	6,500	6,500	-	0.00%
01-331-120	Ordinance Violations/Restituti	3,000	3,000	-	0.00%
01-331-121	Other Fines	900	900	-	0.00%
01-331-140	Parking Violations - fines	65,000	65,000	-	0.00%
	<b>Subtotal</b>	<b>106,900</b>	<b>106,900</b>	<b>-</b>	<b>0.00%</b>
<b><u>INTEREST EARNINGS</u></b>					
01-341-100	Interest Earnings	19,713	49,382	(29,669)	-60.08%
01-341-500	Interest 7-Tower	22,700	31,651	(8,951)	-28.28%
	<b>Subtotal</b>	<b>42,413</b>	<b>81,033</b>	<b>(38,620)</b>	<b>-47.66%</b>
<b><u>RENTS AND ROYALTIES</u></b>					
01-342-100	Rental of Boro Property	250,000	300,000	(50,000)	-16.67%
01-342-300	Rent of Dog Park	-	3,000	(3,000)	-100.00%
	<b>Subtotal</b>	<b>250,000</b>	<b>303,000</b>	<b>(53,000)</b>	<b>-17.49%</b>
<b><u>INTERGOVERNMENTAL REVENUES</u></b>					
01-351-020	Towing Revenues	1,000	1,000	-	0.00%
01-351-025	Community Development Salary R	18,000	21,000	(3,000)	-14.29%
	<b>Subtotal</b>	<b>19,000</b>	<b>22,000</b>	<b>(3,000)</b>	<b>-13.64%</b>
<b><u>OPERATING &amp; CAPITAL GRANTS</u></b>					
01-354-016	Recycling and Other Grants	45,000	45,000	-	0.00%
01-354-030	State Aid for Ice Control	11,500	11,500	-	0.00%
	<b>Subtotal</b>	<b>56,500</b>	<b>56,500</b>	<b>-</b>	<b>0.00%</b>



**GENERAL FUND**

Account Number	Account Description	FY 2023 Budget	FY 2022 Budget	Change From 2022 to 2023	
				increases or (decreases) \$	%
<b><u>REVENUES</u></b>					
<b><u>STATE SHARED REVENUE</u></b>					
01-355-010	Public Utility Realty Taxes	8,700	8,700	-	0.00%
01-355-040	Liquor License Refund/Beverage	3,900	3,900	-	0.00%
01-355-050	Pension System State Aid	339,744	339,744	-	0.00%
	<b>Subtotal</b>	<b>352,344</b>	<b>352,344</b>	<b>-</b>	<b>0.00%</b>
<b><u>GRANTS AND CONTRIBUTIONS</u></b>					
01-356-100	County Payment in Lieu of Taxes	2,600	2,600	-	0.00%
	<b>Subtotal</b>	<b>2,600</b>	<b>2,600</b>	<b>-</b>	<b>0.00%</b>
<b><u>CONTRACTED INTERGOVERNMENTAL SERVICES</u></b>					
01-358-100	Sewer Authority	200,000	-	200,000	100.00%
	<b>Subtotal</b>	<b>200,000</b>	<b>-</b>	<b>200,000</b>	<b>100.00%</b>
<b><u>GENERAL GOVERNMENT -CHARGES FOR SERVICES</u></b>					
01-361-300	Land Development	5,000	15,000	(10,000)	-66.67%
01-361-320	Zoning Review Charges & CDBG R	2,500	6,000	(3,500)	-58.33%
01-361-330	Zoning Permits	3,000	3,000	-	0.00%
01-361-340	Zoning Hearing Fees	9,000	9,000	-	0.00%
	<b>Subtotal</b>	<b>19,500</b>	<b>33,000</b>	<b>(13,500)</b>	<b>-40.91%</b>
<b><u>PUBLIC SAFETY</u></b>					
01-362-100	Reimb OT/Spec Police Serv	11,000	11,000	-	0.00%
01-362-110	Photo Copies- Reports	3,000	3,000	-	0.00%
01-362-331	State PD Fines & Penalties	1,500	1,500	-	0.00%
01-362-400	UCC Fees	1,500	1,500	-	0.00%
01-362-410	Building Permits	100,000	100,000	-	0.00%
01-362-411	Sidewalk Cafe Permits	800	800	-	0.00%
01-362-420	Electrical Permits	40,000	40,000	-	0.00%
01-362-430	Plumbing Permits	25,000	25,000	-	0.00%
01-362-450	U & O Permits	20,000	20,000	-	0.00%
01-362-480	Fire Dept Permits	15,000	15,000	-	0.00%
01-362-481	Fire Inspection Fee	15,000	15,000	-	0.00%
01-362-500	Crossing Guards/CSD	14,000	14,000	-	0.00%
	<b>Subtotal</b>	<b>246,800</b>	<b>246,800</b>	<b>-</b>	<b>0.00%</b>

**GENERAL FUND**

Account Number	Account Description	FY 2023 Budget	FY 2022 Budget	Change From 2022 to 2023	
				increases or (decreases)	
				\$	%
<b><u>REVENUES</u></b>					
<b><u>HIGHWAYS AND STREETS</u></b>					
01-363-210	Parking Meter Revenues	50,000	50,000	-	0.00%
01-363-211	Parking Deck Meter Monies	12,500	12,500	-	0.00%
01-363-220	Parking Permits	14,000	14,000	-	0.00%
01-363-240	Parking Decks - Fees	2,500	2,500	-	0.00%
	<b>Subtotal</b>	<b>79,000</b>	<b>79,000</b>	<b>-</b>	<b>0.00%</b>
<b><u>SANITATION</u></b>					
01-364-510	Apartment Trash Fees	60,000	60,000	-	0.00%
01-364-515	Trash & Recycle Cart Purchase	-	-	-	0.00%
01-364-520	Recycling Rebate	-	-	-	0.00%
01-364-530	Bulk Pick-up	3,000	3,000	-	0.00%
	<b>Subtotal</b>	<b>63,000</b>	<b>63,000</b>	<b>-</b>	<b>0.00%</b>
<b><u>CULTURE RECREATION</u></b>					
01-367-200	Recreation Program Fees	164,000	164,000	-	0.00%
01-367-205	Recreation Discount Tickets	8,000	10,000	(2,000)	-20.00%
01-367-210	Recreation Member Fees	15,000	15,000	-	0.00%
01-367-220	Special Event Income	20,000	20,000	-	0.00%
01-367-400	Fellowship House Use Fees	50,000	50,000	-	0.00%
	<b>Subtotal</b>	<b>257,000</b>	<b>259,000</b>	<b>(2,000)</b>	<b>-0.77%</b>
<b><u>CONTRIBUTIONS AND DONATIONS</u></b>					
01-387-354	Contributions for Special Events	-	-	-	0.00%
	<b>Subtotal</b>	<b>-</b>	<b>-</b>	<b>-</b>	<b>0.00%</b>
<b><u>GENERAL REVENUE</u></b>					
01-389-000	Misc. Revenue Unclassified	40,000	40,000	-	0.00%
01-389-100	Admin/Collection Fees	2,500	2,500	-	0.00%
	<b>Subtotal</b>	<b>42,500</b>	<b>42,500</b>	<b>-</b>	<b>0.00%</b>

*GENERAL FUND*

Account Number	Account Description	FY 2023 Budget	FY 2022 Budget	Change From 2022 to 2023 increases or (decreases)	
				\$	%
<u>REVENUES</u>					
<u>SALE OF PERSONAL PROPERTY</u>					
01-391-100	Sale of Borough Assets	-	-	-	0.00%
	<b>Subtotal</b>	-	-	-	0.00%
<u>PROCEEDS OF GENERAL LONG-TERM DEBT</u>					
01-393-100	Principal - 7 Tower	193,400	11,000	182,400	1658.18%
	<b>Subtotal</b>	<b>193,400</b>	<b>11,000</b>	<b>182,400</b>	<b>1658.18%</b>
<u>UNCLASSIFIED OPERATING REVENUES</u>					
01-395-000	Refunds - Prior Yr. Expenses	-	-	-	0.00%
01-395-100	Claims and Refunds	-	-	-	0.00%
01-395-300	Transportation Svc. Refund	-	-	-	0.00%
	<b>Subtotal</b>	-	-	-	0.00%
<b>TOTAL OPERATING REVENUES</b>		<b>14,545,810</b>	<b>13,249,826</b>	<b>1,295,984</b>	<b>9.78%</b>
<b>TOTAL ALL SOURCES &amp; FUND EQUITY</b>		<b>15,497,578</b>	<b>14,236,016</b>	<b>1,261,562</b>	<b>8.86%</b>

**GENERAL FUND**

Account Number	Account Description	FY 2023	FY 2022	Change From 2022 to 2023	
		Budget	Budget	increases or (decreases)	
<i>EXPENDITURES</i>				\$	%
<b><i>Legislative Body</i></b>					
01-400-105	Salary - Council & Mayor	25,000	21,924	3,076	14.03%
01-400-192	FICA	1,550	1,359	191	14.05%
01-400-193	Medicare	363	318	45	14.15%
01-400-210	Council & Mayoral Operating Expense	14,500	10,000	4,500	45.00%
01-400-317	Media Production & Communication	30,000	12,000	18,000	150.00%
01-400-341	Advertising - Non Legal	5,000	5,000	-	0.00%
01-400-352	Public Officials Liability	19,613	20,167	(554)	-2.75%
01-400-420	Dues, Subscriptions & Memberships	4,000	4,000	-	0.00%
01-400-460	Association Meetings & Conference	8,000	4,000	4,000	100.00%
01-400-531	Community Outreach & Assistance	102,425	102,425	-	0.00%
	<b>Subtotal</b>	<b>210,451</b>	<b>181,193</b>	<b>29,258</b>	<b>16.15%</b>
<b><i>Office of the Borough Manager</i></b>					
01-401-110	Salary - Management & Administration	154,510	150,010	4,500	3.00%
01-401-192	FICA	9,983	9,704	279	2.88%
01-401-193	Medicare	2,335	2,269	66	2.91%
01-401-194	Unemployment Compensation	500	500	-	0.00%
01-401-195	Workers Compensation	288	292	(4)	-1.37%
01-401-196	Health Insurance	39,888	38,655	1,233	3.19%
01-401-198	AD&D, Life & Disability	670	670	-	0.00%
01-401-199	Medical Reimbursement	500	500	-	0.00%
01-401-210	Office Supplies & Operating	1,000	1,000	-	0.00%
01-401-215	Postage	1,000	1,000	-	0.00%
01-401-216	Office Equipment	1,000	1,000	-	0.00%
01-401-217	Other Office Expenses	500	500	-	0.00%
01-401-321	Tele-Data	2,600	2,600	-	0.00%
01-401-331	Vehicle Expense and Reimbursement	6,000	6,000	-	0.00%
01-401-341	Advertising	500	500	-	0.00%
01-401-353	Bonding - Manager	1,213	1,213	-	0.00%
01-401-420	Dues/Subscriptions/Memberships	1,000	1,000	-	0.00%
01-401-460	Meetings & Professional Development	1,500	1,500	-	0.00%
	<b>Subtotal</b>	<b>224,987</b>	<b>218,913</b>	<b>6,074</b>	<b>2.77%</b>

GENERAL FUND

Account Number	Account Description	FY 2023 Budget	FY 2022 Budget	Change From 2022 to 2023	
				increases or (decreases)	
EXPENDITURES				\$	%
<u>Finance</u>					
01-402-112	Salaries and Wages	164,750	153,354	11,396	7.43%
01-402-192	FICA	10,246	9,570	676	7.06%
01-402-193	Medicare	2,396	2,238	158	7.06%
01-402-194	Unemployment Compensation	1,000	1,000	-	0.00%
01-402-195	Workers Compensation	307	299	8	2.68%
01-402-196	Health Insurance	39,888	59,418	(19,530)	-32.87%
01-402-198	AD&D, Life & Disability	1,099	1,074	25	2.33%
01-402-199	Medical Reimbursement	500	1,000	(500)	-50.00%
01-402-210	Office Supplies & Operating	3,000	3,000	-	0.00%
01-402-215	Postage	900	850	50	5.88%
01-402-311	Independent Audit	23,500	23,500	-	0.00%
01-402-312	Finance & Compliance Consulting	40,000	40,000	-	0.00%
01-402-317	Finance and HR Software Maintenance	53,100	35,500	17,600	49.58%
01-402-321	Tele-Data	1,960	1,550	410	26.45%
01-402-353	Bonding	1,213	1,213	-	0.00%
01-402-390	Bank Charges [& Borough Admin]	26,500	26,500	-	0.00%
01-402-460	Meetings & Professional Development	1,000	1,000	-	0.00%
	<b>Subtotal</b>	<b>371,359</b>	<b>361,066</b>	<b>10,293</b>	<b>2.85%</b>
<u>Tax Collection</u>					
01-403-117	Real Estate - Tax Collection	20,259	20,259	-	0.00%
01-403-192	FICA	1,256	1,257	(1)	-0.08%
01-403-193	Medicare	294	294	-	0.00%
01-403-310	Income Tax Collector- EIT	65,000	60,000	5,000	8.33%
01-403-317	Real Estate - Tax Collector	2,000	2,000	-	0.00%
01-403-318	BPT and Mercantile	75,000	78,000	(3,000)	-3.85%
01-403-353	Tax Collector Bond	292	292	-	0.00%
	<b>Subtotal</b>	<b>164,101</b>	<b>162,102</b>	<b>1,999</b>	<b>1.23%</b>
<u>Legal Services</u>					
01-404-314	Legal Fees - Solicitor	100,000	95,000	5,000	5.26%
01-404-317	Legal Fees - Labor	50,000	50,000	-	0.00%
01-404-318	Legal Fees - Special Counsel	110,000	180,000	(70,000)	-38.89%
01-404-341	Legal Advertisements	1,500	1,500	-	0.00%
01-404-342	Legal Code Update	4,500	4,500	-	0.00%
	<b>Subtotal</b>	<b>266,000</b>	<b>331,000</b>	<b>(65,000)</b>	<b>-19.64%</b>

GENERAL FUND

Account Number	Account Description	FY 2023 Budget	FY 2022 Budget	Change From 2022 to 2023 increases or (decreases)	
				\$	%
<b>EXPENDITURES</b>					
<u><i>General Government Administration</i></u>					
01-406-112	Salaries and Wages	414,323	292,405	121,918	41.69%
01-406-192	FICA	25,874	18,284	7,590	41.51%
01-406-193	Medicare	6,051	4,276	1,775	41.51%
01-406-194	Unemployment Compensation	3,000	2,500	500	20.00%
01-406-195	Workers Compensation	752	569	183	32.15%
01-406-196	Health Insurance	193,610	142,240	51,370	36.12%
01-406-197	Pension	216,958	167,154	49,804	29.80%
01-406-198	AD&D, Life & Disability	2,840	2,214	626	28.27%
01-406-199	Medical Reimbursement	3,000	2,500	500	20.00%
01-406-210	Office Supplies & Operating	6,000	6,000	-	0.00%
01-406-213	Copier Lease	6,000	6,000	-	0.00%
01-406-215	Postage/Copier	1,300	1,200	100	8.33%
01-406-216	Office Equipment	4,000	5,000	(1,000)	-20.00%
01-406-321	Tele-Data	10,000	10,000	-	0.00%
01-406-341	Advertising	1,000	2,500	(1,500)	-60.00%
01-406-342	Printing - Open Records Mgt	4,000	4,000	-	0.00%
01-406-352	Helipad and Terroism Insurance	2,900	2,900	-	0.00%
01-406-460	Professional Development	5,000	5,000	-	0.00%
	<b>Subtotal</b>	<b>906,608</b>	<b>674,742</b>	<b>231,866</b>	<b>34.36%</b>
<u><i>Information Technology</i></u>					
01-407-263	Computers & Hardware	11,350	11,350	-	0.00%
01-407-264	Computer Service	21,822	18,762	3,060	16.31%
01-407-420	Subscriptions/Memberships	6,700	3,945	2,755	69.84%
01-407-452	Prof. Services: Web and Tech	22,500	20,000	2,500	12.50%
01-407-453	Web Design/Maintenance	2,500	2,420	80	3.31%
	<b>Subtotal</b>	<b>64,872</b>	<b>56,477</b>	<b>8,395</b>	<b>14.86%</b>
<u><i>Professional Services</i></u>					
01-408-313	Engineering Fees	80,000	70,000	10,000	14.29%
01-408-314	Planning & Architectural Fees	40,000	25,000	15,000	60.00%
01-408-317	Traffic Engineering General	20,000	15,000	5,000	33.33%
01-408-319	Collaterals & Communications	2,000	2,000	-	0.00%
	<b>Subtotal</b>	<b>142,000</b>	<b>112,000</b>	<b>30,000</b>	<b>26.79%</b>

GENERAL FUND

Account Number	Account Description	FY 2023 Budget	FY 2022 Budget	Change From 2022 to 2023	
				increases or (decreases)	
EXPENDITURES					
<u>Building and Property</u>					
				\$	%
01-409-112	Salaries and Wages	78,874	77,002	1,872	2.43%
01-409-180	Wages OT	15,000	-	15,000	0.00%
01-409-191	Uniforms	400	400	-	0.00%
01-409-192	FICA	5,876	4,830	1,046	21.66%
01-409-193	Medicare	1,374	1,130	244	21.59%
01-409-194	Unemployment Compensation	500	500	-	0.00%
01-409-195	Workers Compensation	7,820	5,574	2,246	40.29%
01-409-196	Health Insurance	38,691	37,495	1,196	3.19%
01-409-198	AD&D, Life & Disability	553	543	10	1.84%
01-409-199	Medical Reimbursement	500	500	-	0.00%
01-409-220	Operating & Maintenance	60,000	60,000	-	0.00%
01-409-226	Cleaning Supplies	4,000	5,000	(1,000)	-20.00%
01-409-227	Sanitation Supplies	14,000	15,000	(1,000)	-6.67%
01-409-231	Vehicle Fuel	2,700	1,800	900	50.00%
01-409-236	Building Supplies	14,000	10,000	4,000	40.00%
01-409-238	Uniforms	2,000	2,000	-	0.00%
01-409-255	Vehicle Repair & Maintenance	1,500	1,500	-	0.00%
01-409-317	Real Estate Tax Expense	43,000	41,500	1,500	3.61%
01-409-321	Tele-Data	10,000	10,000	-	0.00%
01-409-323	Alarm Maint/Service	10,000	3,500	6,500	185.71%
01-409-342	Printing	1,000	1,000	-	0.00%
01-409-350	Property/Liability / Umbrella	8,901	6,589	2,312	35.10%
01-409-361	Electric	90,000	90,000	-	0.00%
01-409-362	Gas	4,000	4,000	-	0.00%
01-409-366	Water	13,800	13,800	-	0.00%
01-409-370	Green Space General Expenses	3,000	4,000	(1,000)	-25.00%
01-409-371	Landscape Improvements: Trees & Greenery	5,000	6,000	(1,000)	-16.67%
01-409-372	General Repairs Bldg/Plant	17,000	15,000	2,000	13.33%
01-409-450	Warranties & Service Agreements	31,000	28,700	2,300	8.01%
01-409-451	Custodial Services	50,000	52,000	(2,000)	-3.85%
01-409-454	Pest Control	6,000	6,000	-	0.00%
01-409-456	Work Order and Inventory System	4,000	4,000	-	0.00%
01-409-720	Holiday Decorations	10,000	8,000	2,000	25.00%
	<b>Subtotal</b>	<b>554,489</b>	<b>517,363</b>	<b>37,126</b>	<b>7.18%</b>

**GENERAL FUND**

Account Number	Account Description	FY 2023	FY 2022	Change From 2022 to 2023	
		Budget	Budget	increases or (decreases)	
EXPENDITURES				\$	%
<i>Police Services</i>					
01-410-110	Salary - Chief, Lt, & Sergeant	894,488	711,409	183,079	25.73%
01-410-112	Wages - Patrol Officers	1,806,391	1,865,482	(59,091)	-3.17%
01-410-113	Wages - Police Clerks	128,273	106,647	21,626	20.28%
01-410-117	Fire Police	5,500	5,500	-	0.00%
01-410-118	Wages - Parking Enforcement	69,964	67,936	2,028	2.99%
01-410-119	Wages - Crossing Guards	83,055	58,715	24,340	41.45%
01-410-180	Wages - OT - Uniform	180,000	180,000	-	0.00%
01-410-185	Sick Time Buyout	68,892	56,364	12,528	22.23%
01-410-186	Uniform Maintenance	14,600	13,900	700	5.04%
01-410-188	Education Bonus & Reimbursement	28,000	28,000	-	0.00%
01-410-189	Shift Differential	49,400	39,520	9,880	25.00%
01-410-192	FICA	205,007	192,924	12,083	6.26%
01-410-193	Medicare	45,335	45,119	216	0.48%
01-410-194	Unemployment Compensation	16,500	16,500	-	0.00%
01-410-195	Workers Compensation	175,344	143,173	32,171	22.47%
01-410-196	Health Insurance	888,170	847,899	40,271	4.75%
01-410-197	Pension	598,660	586,048	12,612	2.15%
01-410-198	AD&D, Life & Disability	15,618	14,958	660	4.41%
01-410-199	Medical Reimbursement	11,500	11,000	500	4.55%
01-410-210	Office Supplies & Operating	4,500	6,500	(2,000)	-30.77%
01-410-214	Computer Supplies	1,500	1,500	-	0.00%
01-410-215	Postage	2,300	2,300	-	0.00%
01-410-216	Sup/Equip-Armory/Weapons	13,000	15,000	(2,000)	-13.33%
01-410-226	Supplies - Investigations	1,200	1,200	-	0.00%
01-410-229	Prisoner Food	150	150	-	0.00%
01-410-231	Gas Oil & Anti-freeze	41,000	41,000	-	0.00%
01-410-238	Uniforms - Police	14,000	14,000	-	0.00%
01-410-239	Uniforms - Crossing Guards	2,000	2,000	-	0.00%
01-410-240	Uniforms - Parking Enforcement	1,500	1,500	-	0.00%
01-410-255	Vehicle Repair/Maint	31,000	31,000	-	0.00%
01-410-260	Equipment Purchases	8,000	9,000	(1,000)	-11.11%
01-410-262	Ammunition & Firearms	10,000	11,000	(1,000)	-9.09%
01-410-264	Tactical Team Expenses	6,500	6,500	-	0.00%
01-410-265	Detective Division Expense	7,500	8,500	(1,000)	-11.76%



GENERAL FUND

Account Number	Account Description	FY 2023	FY 2022	Change From 2022 to 2023	
		Budget	Budget	increases or (decreases)	
EXPENDITURES				\$	%
<i>Police Services- Continued</i>					
01-410-266	Bike Unit Expense	1,000	1,500	(500)	-33.33%
01-410-267	Traffic Safety Unit Expense	2,000	2,500	(500)	-20.00%
01-410-270	Computer Software	4,000	4,000	-	0.00%
01-410-301	Civil Service Comm. & Supplies	15,000	15,000	-	0.00%
01-410-303	Information Search Service	5,880	5,600	280	5.00%
01-410-314	Special Legal Services	13,000	13,000	-	0.00%
01-410-315	Police Testing & Psych Evaluat	1,500	1,500	-	0.00%
01-410-318	Professional Services	27,000	27,000	-	0.00%
01-410-321	Tele-Data	38,000	38,000	-	0.00%
01-410-325	Livescan fees/Maintenance	13,000	13,000	-	0.00%
01-410-326	Radio Fees & Equipment	8,500	8,500	-	0.00%
01-410-331	Travel Expenses	3,500	5,500	(2,000)	-36.36%
01-410-341	Advertising Expenses/Signs & P	4,000	4,000	-	0.00%
01-410-350	Professional Liability & Umbrella	115,235	97,245	17,990	18.50%
01-410-351	Vehicle Insurance	15,042	14,617	425	2.91%
01-410-355	Insurance Deductibles	2,300	2,300	-	0.00%
01-410-370	Bldg Repair & Maintenance	8,000	11,000	(3,000)	-27.27%
01-410-374	Parking Meter Expenses	10,000	4,000	6,000	150.00%
01-410-384	Lease- Office equipment-Copier	9,000	7,500	1,500	20.00%
01-410-420	Associations Dues & Membership	2,400	2,400	-	0.00%
01-410-450	Hospital Out-Patient Services	1,500	1,500	-	0.00%
01-410-452	Computer Service & Repair	15,000	15,000	-	0.00%
01-410-453	Computer Software Contract	21,700	17,600	4,100	23.30%
01-410-460	Meeting Attendance, Seminars,	5,000	6,500	(1,500)	-23.08%
01-410-751	Furniture & Fixtures	1,000	1,000	-	0.00%
	<b>Subtotal</b>	<b>5,771,404</b>	<b>5,462,006</b>	<b>309,398</b>	<b>5.66%</b>

GENERAL FUND

Account Number	Account Description	FY 2023	FY 2022	Change From 2022 to 2023	
		Budget	Budget	increases or (decreases)	
EXPENDITURES				\$	%
<i>Fire Services</i>					
01-411-112	Fire Inspectors (2)	282,141	173,369	108,772	62.74%
01-411-115	Fire Chief & Assistants	12,000	20,000	(8,000)	-40.00%
01-411-155	Fire Marshall & EMC Officer Stipend	5,000	10,000	(5,000)	-50.00%
01-411-180	Wages OT	15,000	-	15,000	0.00%
01-411-192	FICA	17,896	12,671	5,225	41.24%
01-411-193	Medicare	4,185	2,963	1,222	41.24%
01-411-194	Unemployment Compensation	5,500	4,000	1,500	37.50%
01-411-195	Workers Compensation	69,794	45,910	23,884	52.02%
01-411-196	Health Insurance	119,663	77,310	42,353	54.78%
01-411-197	Firefighters Relief	3,929	3,207	722	22.51%
01-411-198	AD&D, Life & Disability	1,521	973	548	56.32%
01-411-199	Medical Reimbursement	1,500	1,000	500	50.00%
01-411-210	Office Supplies & Operating	2,000	2,000	-	0.00%
01-411-220	Fire Preventions	4,000	3,000	1,000	33.33%
01-411-231	Gas Oil Anti-freeze	8,000	8,000	-	0.00%
01-411-238	Fire gear and Equipment: Companies	8,000	8,000	-	0.00%
01-411-249	Fire Equipment	10,000	10,000	-	0.00%
01-411-250	Fire Hose & Ladder Testing	16,000	16,000	-	0.00%
01-411-252	Computer Service & Repair	1,500	1,500	-	0.00%
01-411-263	Hardware and Peripherals	1,000	1,000	-	0.00%
01-411-270	Computers Software	6,000	6,000	-	0.00%
01-411-300	Meeting Attendance & Training	3,500	3,500	-	0.00%
01-411-321	Tele-Data	5,000	5,000	-	0.00%
01-411-336	Vehicle Repair and Maintenance	3,000	2,000	1,000	50.00%
01-411-338	FM Vehicle Repair & Maint.	3,000	3,000	-	0.00%
01-411-350	Property/Liability Insurance	7,408	5,484	1,924	35.09%
01-411-351	Vehicle Insurance	8,461	8,222	239	2.91%
01-411-363	Hydrant water	36,000	36,000	-	0.00%
01-411-374	Equipment and Repair	5,000	4,000	1,000	25.00%
01-411-420	Assoc./Membership Dues/Subscriptions	2,000	2,000	-	0.00%
01-411-500	Borough Appropriations	161,600	161,600	-	0.00%
<b>Subtotal</b>		<b>829,598</b>	<b>637,709</b>	<b>191,889</b>	<b>30.09%</b>

GENERAL FUND

Account Number	Account Description	FY 2023	FY 2022	Change From 2022 to 2023	
		Budget	Budget	increases or (decreases)	
EXPENDITURES				\$	%
<u>Licenses &amp; Inspections</u>					
01-413-112	Salaries & Wages	260,000	178,877	81,123	45.35%
01-413-192	FICA	16,244	11,183	5,061	45.26%
01-413-193	Medicare	3,799	2,615	1,184	45.28%
01-413-194	Unemployment Compensation	2,000	1,500	500	33.33%
01-413-195	Workers Compensation	1,001	624	377	60.42%
01-413-196	Health Insurance	124,116	82,305	41,811	50.80%
01-413-198	AD&D, Life & Disability	1,923	1,315	608	46.24%
01-413-199	Medical Reimbursement	2,000	1,500	500	33.33%
01-413-210	Office Supplies & Operating	4,000	4,000	-	0.00%
01-413-215	Postage	1,500	1,500	-	0.00%
01-413-231	Auto Expenses - Gas, Oil	6,000	4,000	2,000	50.00%
01-413-238	Code Department Uniforms	2,000	2,000	-	0.00%
01-413-242	Code Enforcement Expenses	4,000	4,000	-	0.00%
01-413-255	Vehicle Repair & Maintenance	4,000	4,000	-	0.00%
01-413-270	Computer Equipment	2,000	2,000	-	0.00%
01-413-321	Tele-Data	5,000	5,000	-	0.00%
01-413-350	Property/Liability Insurance	8,627	6,386	2,241	35.09%
01-413-351	Vehicle Insurance	1,880	1,827	53	2.89%
01-413-401	Bldg Permit Surcharge Fee	2,500	2,500	-	0.00%
01-413-420	Association Dues	1,000	1,000	-	0.00%
01-413-450	Contracted Inspection Services	225,000	240,000	(15,000)	-6.25%
01-413-452	Contracted Srvs-Computer	5,000	7,000	(2,000)	-28.57%
01-413-460	Meetings/Seminars/Code Cert Se	3,000	3,000	-	0.00%
<b>Subtotal</b>		<b>686,590</b>	<b>568,132</b>	<b>118,458</b>	<b>20.85%</b>

GENERAL FUND

Account Number	Account Description	FY 2023 Budget	FY 2022 Budget	Change From 2022 to 2023 increases or (decreases)	
				\$	%
<b>EXPENDITURES</b>					
<u>Community Development and Zoning</u>					
01-414-105	Salary - Zoning Hearing Board	5,000	5,000	-	0.00%
01-414-112	Salaries - Community Development	44,555	43,251	1,304	3.01%
01-414-192	FICA	2,762	2,682	80	2.98%
01-414-193	Medicare	646	627	19	3.03%
01-414-194	Unemployment Compensation	500	500	-	0.00%
01-414-195	Worker Compensation	207	180	27	15.26%
01-414-196	Health Insurance	9,254	9,539	(285)	-2.99%
01-414-198	AD&D, Life & Disability	8	8	-	0.00%
01-414-210	Office Supplies & Operating	1,000	1,000	-	0.00%
01-414-215	Postage	1,100	2,100	(1,000)	-47.62%
01-414-216	Zoning & Subdivision Books	500	500	-	0.00%
01-414-314	Zoning Solicitor	50,000	50,000	-	0.00%
01-414-318	Professional Fees	140,000	140,000	-	0.00%
01-414-319	Court Reporter	10,000	15,000	(5,000)	-33.33%
01-414-321	Tele-Data	950	950	-	0.00%
01-414-331	Travel Expense: Gas, Oil & Mail	250	250	-	0.00%
01-414-341	Advertising	10,000	15,000	(5,000)	-33.33%
01-414-420	Association Dues & Memberships	300	300	-	0.00%
01-414-460	Meetings/Seminars/Training	1,000	1,500	(500)	-33.33%
	<b>Subtotal</b>	<b>278,032</b>	<b>288,387</b>	<b>(10,355)</b>	<b>-3.59%</b>
<u>Emergency Management &amp; Services</u>					
01-415-242	Planning and Exercises	78,000	40,000	38,000	95.00%
	<b>Subtotal</b>	<b>78,000</b>	<b>40,000</b>	<b>38,000</b>	<b>95.00%</b>

**GENERAL FUND**

Account Number	Account Description	FY 2023	FY 2022	Change From 2022 to 2023	
		Budget	Budget	increases or (decreases)	
<i>EXPENDITURES</i>				\$	%
<i>Public Services</i>					
<i>Sanitation</i>					
01-427-112	Salaries - Sanitation	717,723	540,800	176,923	32.72%
01-427-180	Salary - Overtime	30,000	30,000	-	0.00%
01-427-191	Uniforms	4,400	3,600	800	22.22%
01-427-210	Office Supplies & Operating	2,000	2,000	-	0.00%
01-427-227	Supplies	2,500	2,500	-	0.00%
01-427-231	Vehicle Fuel	45,000	30,000	15,000	50.00%
01-427-242	Alarm System	3,000	3,000	-	0.00%
01-427-248	Recycle/Compost Supplies	12,000	12,000	-	0.00%
01-427-255	Vehicle Repair and Maintenance	50,000	45,000	5,000	11.11%
01-427-320	Equipment Purchases Radio	5,000	5,000	-	0.00%
01-427-367	Dumping Fees	230,000	250,000	(20,000)	-8.00%
01-427-470	CDL Renewal Fees	1,000	1,000	-	0.00%
	<b>Subtotal</b>	<b>1,102,623</b>	<b>924,900</b>	<b>177,723</b>	<b>19.22%</b>
<i>Administration and Street</i>					
01-430-112	Salary - Highway	449,243	438,873	10,370	2.36%
01-430-130	Wages - Seasonal	-	51,418	(51,418)	-100.00%
01-430-180	Salary - Overtime	30,000	30,000	-	0.00%
01-430-191	Uniforms	2,000	2,000	-	0.00%
01-430-192	FICA	76,996	68,460	8,536	12.47%
01-430-193	Medicare	18,007	16,011	1,996	12.47%
01-430-194	Unemployment Compensation	8,500	8,500	-	0.00%
01-430-195	Workers Compensation	103,450	79,347	24,103	30.38%
01-430-196	Health Insurance	473,421	363,390	110,031	30.28%
01-430-198	AD&D, Life & Disability	8,121	7,543	578	7.66%
01-430-199	Medical Reimbursement	8,500	7,500	1,000	13.33%
01-430-231	Vehicle Fuel	27,000	18,000	9,000	50.00%
01-430-238	Uniforms	5,500	4,700	800	17.02%
01-430-244	Supplies - Agricultural	10,000	10,000	-	0.00%
01-430-245	Highway Supplies	22,000	22,000	-	0.00%
01-430-255	Vehicle Repair and Maintenance	35,000	30,000	5,000	16.67%
01-430-315	Medical Exams & Supplies	3,000	4,000	(1,000)	-25.00%
01-430-316	Computer Service	3,000	3,000	-	0.00%
01-430-321	Tele-Data	9,000	9,000	-	0.00%
01-430-341	Advertising	1,000	1,000	-	0.00%
01-430-350	Property/Liability Insurance	23,538	17,425	6,113	35.09%
01-430-351	Vehicle Insurance	25,383	24,666	717	2.91%
01-430-361	Electric	5,000	5,000	-	0.00%
<i>Administration and Street- Continued</i>					
01-430-362	Gas	5,000	5,000	-	0.00%
01-430-366	Water	2,000	2,000	-	0.00%
01-430-373	Bldg Repair & Maintenance	25,000	25,000	-	0.00%
01-430-374	Equipment Repair & Maintenance	20,000	20,000	-	0.00%
01-430-376	Repair & Maint. Plymouth Creek	6,000	6,000	-	0.00%
01-430-384	Equipment Rental	10,000	10,000	-	0.00%
01-430-456	Work Order and Inventory System	3,000	3,000	-	0.00%
01-430-460	Meetings, Seminars & Training	5,000	5,000	-	0.00%
	<b>Subtotal</b>	<b>1,423,659</b>	<b>1,297,833</b>	<b>125,826</b>	<b>9.70%</b>

GENERAL FUND

Account Number	Account Description	FY 2023 Budget	FY 2022 Budget	Change From 2022 to 2023 increases or (decreases)	
				\$	%
<b>EXPENDITURES</b>					
<u>Highway Maint - Snow and Ice Removal</u>					
01-432-000	Snow and Ice Removal	60,000	50,000	10,000	20.00%
	<b>Subtotal</b>	<b>60,000</b>	<b>50,000</b>	<b>10,000</b>	<b>20.00%</b>
<u>Highway Maint - Signals &amp; Signs</u>					
01-433-240	Street Signs & Markings	15,000	15,000	-	0.00%
01-433-246	One Call Program Costs	1,500	1,200	300	25.00%
	<b>Subtotal</b>	<b>16,500</b>	<b>16,200</b>	<b>300</b>	<b>1.85%</b>
<u>Parking</u>					
01-445-380	Parking Garage Fees	87,500	85,100	2,400	2.82%
	<b>Subtotal</b>	<b>87,500</b>	<b>85,100</b>	<b>2,400</b>	<b>2.82%</b>

GENERAL FUND

Account Number	Account Description	FY 2023	FY 2022	Change From 2022 to 2023	
		Budget	Budget	increases or (decreases)	
EXPENDITURES					
<i>Recreation Services Administration</i>					
				\$	%
01-451-112	Salaries - Recreation & Parks	215,000	186,799	28,201	15.10%
01-451-115	Wages: Part Time	179,416	178,820	596	0.33%
01-451-130	Wages: Seasonal	22,113	21,093	1,020	4.84%
01-451-192	FICA	25,887	24,069	1,818	7.55%
01-451-193	Medicare	6,054	5,629	425	7.55%
01-451-194	Unemployment Compensation	8,500	8,000	500	6.25%
01-451-195	Workers Compensation	744	753	(9)	-1.14%
01-451-196	Health Insurance	71,188	90,447	(19,259)	-21.29%
01-451-198	AD&D, Life & Disability	1,480	1,567	(87)	-5.55%
01-451-199	Medical Reimbursement	1,000	1,500	(500)	-33.33%
01-451-210	Office Supplies & Operating	3,600	3,600	-	0.00%
01-451-213	Copier Expense	5,000	5,000	-	0.00%
01-451-215	Postage	200	200	-	0.00%
01-451-227	General Supplies	1,500	1,500	-	0.00%
01-451-236	Operating Equipment & Supplies	15,500	13,000	2,500	19.23%
01-451-237	Discount Tickets	8,000	8,000	-	0.00%
01-451-238	Uniforms	1,000	1,000	-	0.00%
01-451-247	Athletic Supplies	10,000	10,000	-	0.00%
01-451-249	CRC Operating Expenses	40,000	40,000	-	0.00%
01-451-321	Tele-Data	3,500	3,500	-	0.00%
01-451-336	Transportation-Automobile Rental	5,000	5,000	-	0.00%
01-451-341	Advertising	13,200	9,800	3,400	34.69%
01-451-390	Credit Card Fees	500	500	-	0.00%
01-451-452	Contracted IT/Networking Services	5,000	6,000	(1,000)	-16.67%
01-451-453	Rec Software	3,800	3,500	300	8.57%
01-451-454	Recreational Supplies	13,500	13,500	-	0.00%
01-451-455	Recreation Programs	100,000	100,000	-	0.00%
01-451-460	Professional Development	1,400	1,400	-	0.00%
01-451-470	Drug Testing/Employee Clearances	1,500	1,500	-	0.00%
01-451-500	Special Events	26,000	26,000	-	0.00%
	<b>Subtotal</b>	<b>789,582</b>	<b>771,677</b>	<b>17,905</b>	<b>2.32%</b>

GENERAL FUND

Account Number	Account Description	FY 2023 Budget	FY 2022 Budget	Change From 2022 to 2023 increases or (decreases)	
				\$	%
<b>EXPENDITURES</b>					
<i>Participant Recreation - Facilities</i>					
01-452-220	Operating & Maintenance: LED Lighting	4,000	5,000	(1,000)	-20.00%
01-452-234	General Maint	2,500	2,500	-	0.00%
01-452-350	Insurance-Property /Liability	7,723	5,717	2,006	35.09%
01-452-361	Electric	30,000	30,000	-	0.00%
01-452-366	Water & Fire pump	5,000	5,000	-	0.00%
01-452-372	Maint Supplies-Ground	5,000	5,000	-	0.00%
01-452-373	Maint Supplies-Facilities	4,000	5,000	(1,000)	-20.00%
01-452-374	Equipment Repair	3,000	3,000	-	0.00%
01-452-440	Sanitation Services	38,000	40,000	(2,000)	-5.00%
01-452-450	Contracted Services	9,500	9,500	-	0.00%
01-452-454	Pest Control	1,000	1,000	-	0.00%
<b>Subtotal</b>		<b>109,723</b>	<b>111,717</b>	<b>(1,994)</b>	<b>-1.78%</b>



GENERAL FUND

Account Number	Account Description	FY 2023 Budget	FY 2022 Budget	Change From 2022 to 2023	
				increases or (decreases)	
				\$	%
<i>EXPENDITURES</i>					
<i>Parks</i>					
01-454-221	Recreation Chemical Programs	35,000	35,000	-	0.00%
01-454-227	Sanitation Supplies	2,000	2,000	-	0.00%
01-454-236	Building Supplies	3,000	3,000	-	0.00%
01-454-239	Tree & Turf Maintenance - B and Sucliffe	30,000	30,000	-	0.00%
01-454-302	Other - Dog Park	2,000	5,000	(3,000)	-60.00%
01-454-361	Electric	12,000	12,000	-	0.00%
01-454-366	Water	10,000	10,000	-	0.00%
01-454-371	Parks - Property Improvements	8,000	10,000	(2,000)	-20.00%
01-454-372	R & M Property	25,000	25,000	-	0.00%
01-454-373	R & M Buildings	25,000	25,000	-	0.00%
01-454-374	R & M Equipment	5,000	5,000	-	0.00%
01-454-440	Sanitation Services	4,000	2,000	2,000	100.00%
01-454-454	Pest Control	5,000	5,000	-	0.00%
01-454-500	Special Events	7,500	7,500	-	0.00%
	<b>Subtotal</b>	<b>173,500</b>	<b>176,500</b>	<b>(3,000)</b>	<b>-1.70%</b>

GENERAL FUND

Account Number	Account Description	FY 2023 Budget	FY 2022 Budget	Change From 2022 to 2023 increases or (decreases)	
				\$	%
<b>EXPENDITURES</b>					
<i>General Expenditures</i>					
01-480-126	Compensation & Operating Adjustments	110,000	115,000	(5,000)	-4.35%
01-480-540	Contributions	1,000	1,000	-	0.00%
01-480-700	Contingencies	75,000	75,000	-	0.00%
	<b>Subtotals</b>	<b>186,000</b>	<b>191,000</b>	<b>(5,000)</b>	<b>-2.62%</b>
<b>TOTAL OPERATING EXPENDITURES</b>		<b>14,497,578</b>	<b>13,236,016</b>	<b>1,261,562</b>	<b>9.53%</b>
<b>RESULT FROM OPERATIONS</b>		<b>48,232</b>	<b>13,810</b>	<b>34,422</b>	<b>249.25%</b>
<i>Interfund Transfers</i>					
01-492-030	To Capital Reserve Fund	500,000	500,000	-	0.00%
01-492-068	To OPEB Trust	500,000	500,000	-	0.00%
	<b>Subtotal</b>	<b>1,000,000</b>	<b>1,000,000</b>	<b>-</b>	<b>0.00%</b>
<b>TOTAL EXPENDITURES WITH TRANSFERS</b>		<b>15,497,578</b>	<b>14,236,016</b>	<b>1,261,562</b>	<b>8.86%</b>
<b>NET FUND SURPLUS/(DEFICIT)</b>		<b>-</b>	<b>-</b>	<b>-</b>	<b>0.00%</b>

**STREET LIGHTING FUND**

Account Number	Account Description	FY 2023 Budget	FY 2022 Budget	Change From 2022 to 2023	
				increases or (decreases) \$	%
<b>FUND BALANCE</b>					
02-279-000	Fund Balance Forward	-	13,424	(13,424)	-100.00%
<b>REVENUES</b>					
<i>REAL PROPERTY TAXES</i>					
02-301-100	Real Estate Taxes - Current	118,845	106,451	12,394	11.64%
	TOTAL	118,845	106,451	12,394	11.64%
<i>INTEREST EARNINGS</i>					
02-341-000	Interest Earnings	16	125	(109)	-87.20%
	TOTAL	16	125	(109)	-87.20%
<i>INTERFUND OPERATING TRANSFERS</i>					
02-392-020	Transfer from General	-	-	-	0.00%
	TOTAL	-	-	-	0.00%
TOTAL CURRENT REVENUES		118,861	106,576	12,285	11.53%
TOTAL AVAILABLE BALANCE		118,861	120,000	(1,139)	-0.95%
<b>EXPENDITURES</b>					
<i>GENERAL ADMINISTRATION</i>					
02-434-361	Street Lighting - Electric	78,861	75,000	3,861	5.15%
02-434-374	Street Lighting	30,000	30,000	-	0.00%
02-434-740	LED Lighting	10,000	15,000	(5,000)	100.00%
	TOTAL	118,861	120,000	(1,139)	-0.95%
TOTAL EXPENDITURES		118,861	120,000	(1,139)	-0.95%
NET FUND SURPLUS/(DEFICIT)		-	-	-	0.00%

**FIRE PROTECTION FUND**

Account Number	Account Description	FY 2023 Budget	FY 2022 Budget	Change From 2022 to 2023 increases or (decreases)	
				\$	%
<b>FUND BALANCE</b>					
03-279-000	Fund Balance Forward	-	-	-	0.00%
<b>REVENUES</b>					
<b>REAL PROPERTY TAXES</b>					
03-301-100	Real Estate Taxes - Current	88,868	79,600	9,268	11.64%
	TOTAL	88,868	79,600	9,268	11.64%
<b>INTEREST EARNINGS</b>					
03-341-000	Interest Earnings	7	75	(68)	-90.67%
	TOTAL	7	75	(68)	-90.67%
<b>STATE SHARED REVENUES</b>					
03-355-070	Foreign Fire/Casualty Tax	68,200	68,200	-	0.00%
	TOTAL	68,200	68,200	-	0.00%
TOTAL CURRENT REVENUES		157,075	147,875	9,200	6.22%
TOTAL AVAILABLE BALANCE		157,075	147,875	9,200	6.22%
<b>EXPENDITURES</b>					
<b>GENERAL ADMINISTRATION</b>					
03-411-530	Contribution to Companies	88,875	79,675	9,200	11.55%
03-450-700	Foreign Fire/Casualty Tax	68,200	68,200	-	0.00%
	TOTAL	157,075	147,875	9,200	6.22%
TOTAL EXPENDITURES		157,075	147,875	9,200	6.22%
NET FUND SURPLUS/(DEFICIT)		-	-	-	0.00%

**LIBRARY FUND**

Account Number	Account Description		FY 2023	FY 2022	Change From 2022 to 2023	
			Budget	Budget	increases or (decreases)	
					\$	%
<b>FUND BALANCE</b>						
04-279-000	Fund Balance Forward		-	-	-	0.00%
<b>REVENUES</b>						
<i>REAL PROPERTY TAXES</i>						
04-301-100	Real Estate Taxes - Current		59,245	53,067	6,178	11.64%
		TOTAL	59,245	53,067	6,178	11.64%
<i>INTEREST EARNINGS</i>						
04-341-000	Interest Earnings		152	10	142	1420.00%
		TOTAL	152	10	142	1420.00%
TOTAL CURRENT REVENUES			59,397	53,077	6,320	11.91%
TOTAL AVAILABLE BALANCE			59,397	53,077	6,320	11.91%
<b>EXPENDITURES</b>						
<i>GENERAL ADMINISTRATION</i>						
04-456-366	Library Contribution		59,397	53,077	6,320	11.91%
		TOTAL	59,397	53,077	6,320	11.91%
TOTAL EXPENDITURES			59,397	53,077	6,320	11.91%
NET FUND SURPLUS/(DEFICIT)			-	-	-	0.00%

**PARK AND REC IMPACT FUND**

Account Number	Account Description		FY 2023	FY 2022	Change From 2022 to 2023	
			Budget	Budget	increases or (decreases)	
					\$	%
<b>FUND BALANCE</b>						
05-279-000	Fund Balance		859,913	167,185	692,728	414.35%
<b>REVENUES</b>						
<i>INTEREST EARNINGS</i>						
05-341-000	Interest on Investments		87	315	(228)	-72.38%
		TOTAL	87	315	(228)	-72.38%
<i>GENERAL GOVERNMENT</i>						
05-361-400	Impact Fees		10,000	8,000	2,000	25.00%
		TOTAL	10,000	8,000	2,000	25.00%
TOTAL CURRENT REVENUES			10,087	8,315	1,772	21.31%
TOTAL AVAILABLE BALANCE			870,000	175,500	694,500	395.73%
<b>EXPENDITURES</b>						
<i>GENERAL ADMINISTRATION</i>						
05-492-018	Transfer to Capital		870,000	175,500	694,500	395.73%
		TOTAL	870,000	175,500	694,500	395.73%
TOTAL EXPENDITURES			870,000	175,500	694,500	395.73%
NET FUND SURPLUS/(DEFICIT)			-	-	-	0.00%

**CAPITAL FUND**

Account Number	Account Description	FY 2023 Budget	FY 2022 Budget	Change From 2022 to 2023	
				increases or (decreases) \$	%
<b>FUND BALANCE</b>					
18-279-000	Fund Balance Forward	2,000,000	1,298,000	702,000	54.08%
<b>REVENUES</b>					
<i>INTEREST EARNINGS</i>					
18-341-100	Interest on Investments	239	2,000	(1,761)	-88.05%
	TOTAL	239	2,000	(1,761)	-88.05%
<i>GRANTS AND CONTRIBUTIONS</i>					
18-357-100	Grant Proceeds	-	-	-	0.00%
	TOTAL	-	-	-	0.00%
<i>INTERFUND TRANSFERS</i>					
18-392-005	From Park and Rec Impact Fee	870,000	175,500	694,500	395.73%
18-392-300	From Capital Reserve	999,761	175,000	824,761	0.00%
	TOTAL	1,869,761	350,500	1,519,261	433.46%
TOTAL CURRENT REVENUES		1,870,000	352,500	1,517,500	430.50%
TOTAL AVAILABLE BALANCE		3,870,000	1,650,500	2,219,500	134.47%
<b>EXPENDITURES</b>					
<i>CAPITAL PROJECTS AND EQUIPMENT</i>					
<i>GENERAL ADMINISTRATION</i>					
18-401-760	Office of Borough Manager and Administration	-	93,487	(93,487)	-100.00%
18-403-313	Engineering	445,000	246,000	199,000	80.89%
18-409-700	Borough Facilities (General)	-	-	-	0.00%
18-410-760	Police: Vehicles and Equipment	414,629	151,638	262,991	173.43%
18-411-760	Fire and Emergency Services	383,984	88,920	295,064	331.83%
18-427-720	CRC Rowing Equipment Lease	-	-	-	0.00%
18-430-740	Public Services: Equipment & Facilities	915,506	96,700	818,806	846.75%
18-433-313	Engineering Traffic Control	1,120,581	635,000	485,581	76.47%
18-454-371	Parks and Recreation	240,300	175,500	64,800	36.92%
18-458-700	Capital Improvements and Grants	350,000	163,255	186,745	114.39%
	TOTAL	3,870,000	1,650,500	2,219,500	134.47%
<i>INTERFUND TRANSFERS</i>					
18-492-023	Transfer to Debt Service	-	-	-	0.00%
	TOTAL	-	-	-	0.00%
TOTAL EXPENDITURES with Transfers		3,870,000	1,650,500	2,219,499	134.47%
NET FUND SURPLUS/(DEFICIT)		-	0	(0)	0.00%

**DEBT SERVICE FUND**

Account Number	Account Description	FY 2023 Budget	FY 2022 Budget	Change From 2022 to 2023 increases or (decreases)	
				\$	%
<b>FUND BALANCE</b>					
23-279-000	Fund Balance Forward	-	167,000	(167,000)	0.00%
<b>REVENUES</b>					
<i>REAL PROPERTY TAXES</i>					
23-301-100	Real Estate Taxes - Current	549,222	679,206	(129,984)	-19.14%
	TOTAL	549,222	679,206	(129,984)	-19.14%
<i>INTEREST EARNINGS</i>					
23-341-100	Interest	29	150	(121)	-80.67%
	TOTAL	29	150	(121)	-80.67%
<i>INTERFUND TRANSFERS</i>					
23-392-018	Transfer from Capital Fund	-	-	-	0.00%
	TOTAL	-	-	-	0.00%
TOTAL CURRENT REVENUES		549,251	679,356	(130,105)	-19.15%
TOTAL AVAILABLE BALANCE		549,251	846,356	(297,105)	-35.10%
<b>EXPENDITURES</b>					
<i>DEBT PRINCIPAL</i>					
23-471-550	GON 2022 - Tax Exempt Series A-Phoenixville	363,490	162,800	200,690	123.27%
23-471-555	GON 2022 - Taxable Series - Truist	45,940	32,600	13,340	40.92%
	TOTAL	409,430	195,400	214,030	109.53%
<i>DEBT INTEREST</i>					
23-472-200	GON 2022 - Tax Exempt Series A-Phoenixville	108,176	120,231	(12,055)	-10.03%
23-472-202	GON 2022 - Taxable Series - Truist	26,192	60,361	(34,169)	-56.61%
	TOTAL	134,368	180,592	(46,224)	-25.60%
TOTAL EXPENDITURES		543,798	375,992	167,806	44.63%
NET FUND SURPLUS/(DEFICIT)		5,453	470,364	(464,911)	-1.17%



**CAPITAL RESERVE FUND**

Account Number	Account Description	FY 2023 Budget	FY 2022 Budget	Change From 2022 to 2023 increases or (decreases)	
				\$	%
<b>FUND BALANCE</b>					
30-279-000	Fund Balance Forward	5,373,000	6,589,290	(1,216,290)	-18.46%
<b>REVENUES</b>					
<b>INTEREST EARNINGS</b>					
30-341-000	Interest on Investments	1,900	8,000	(6,100)	-76.25%
30-351-100	Federal Grants	742,700	-	742,700	100.00%
	TOTAL	744,600	8,000	736,600	9207.50%
<b>SALE OF PROPERTY</b>					
30-391-100	Sale of Borough Assets	-	-	-	0.00%
	TOTAL	-	-	-	0.00%
<b>INTERFUND TRANSFERS</b>					
30-392-001	From General	500,000	500,000	-	0.00%
	TOTAL	500,000	500,000	-	0.00%
TOTAL CURRENT REVENUES		1,244,600	508,000	736,600	145.00%
TOTAL AVAILABLE BALANCE		6,617,600	7,097,290	(479,690)	-6.76%
<b>EXPENDITURES</b>					
<b>GENERAL ADMINISTRATION</b>					
30-492-180	Transfer to Capital Fund	999,761	175,000	824,761	471.29%
30-411-249	Fire Equipment	742,700	-	742,700	100.00%
	TOTAL	1,742,461	175,000	1,567,461	895.69%
TOTAL EXPENDITURES		1,742,461	175,000	1,567,461	0.00%
NET FUND SURPLUS/(DEFICIT)		4,875,139	6,922,290	(2,047,151)	-29.57%

**HIGHWAY AID FUND**

Account Number	Account Description	FY 2023 Budget	FY 2022 Budget	Change From 2022 to 2023 increases or (decreases)	
				\$	%
<b>FUND BALANCE</b>					
35-279-000	Fund Balance Forward	448,257	415,000	33,257	8.01%
<b>REVENUES</b>					
<i>INTEREST EARNINGS</i>					
35-341-100	Interest on Investments	3,590	100	3,490	3490.00%
	TOTAL	3,590	100	3,490	3490.00%
<i>STATE SHARED REVENUES</i>					
35-355-020	Motor Vehicle Fuel Taxes	214,000	188,203	25,797	13.71%
	TOTAL	214,000	188,203	25,797	13.71%
TOTAL CURRENT REVENUES		217,590	188,303	29,287	15.55%
TOTAL AVAILABLE BALANCE		665,847	603,303	62,544	10.37%
<b>EXPENDITURES</b>					
<i>CONSTRUCTION &amp; PAVING</i>					
35-439-060	Pavement Resurfacing & Street Repair	582,656	533,303	49,353	9.25%
35-439-313	Traffic Engineering	83,191	70,000	13,191	18.84%
	TOTAL	665,847	603,303	62,544	10.37%
TOTAL EXPENDITURES		665,847	603,303	62,544	10.37%
NET FUND SURPLUS/(DEFICIT)		-	-	-	0.00%

**HOME PROGRAM FUND**

Account Number	Account Description	FY 2023 Budget	FY 2022 Budget	Change From 2022 to 2023 increases or (decreases)	
				\$	%
<b>FUND BALANCE</b>					
41-279-000	Unreserved Fund Balance	-	-	-	0.00%
<b>REVENUES</b>					
<i>INTEREST EARNINGS</i>					
41-341-000	Interest on Investments	607	40	567	1417.50%
	TOTAL	607	40	567	1417.50%
<i>GRANTS AND CONTRIBUTIONS</i>					
41-357-100	Grant Proceeds	172,393	225,000	(52,607)	-23.38%
	TOTAL	172,393	225,000	(52,607)	-23.38%
TOTAL CURRENT REVENUES		173,000	225,040	(52,040)	-23.12%
TOTAL AVAILABLE BALANCE		173,000	225,040	(52,040)	-23.12%
<b>EXPENDITURES</b>					
<i>GENERAL ADMINISTRATION</i>					
41-464-300	Home Program Contractors Bills	158,000	200,000	(42,000)	-21.00%
41-464-400	Home Program - Consultant Fees	15,000	25,040	(10,040)	-40.10%
	TOTAL	173,000	225,040	(52,040)	-23.12%
TOTAL EXPENDITURES		173,000	225,040	(52,040)	-23.12%
NET FUND SURPLUS/(DEFICIT)		-	-	-	0.00%

**ECONOMIC DEVELOPMENT FUND**

Account Number	Account Description	FY 2023 Budget	FY 2022 Budget	Change From 2022 to 2023 increases or (decreases)	
				\$	%
<b>FUND BALANCE</b>					
43-279-000	Unreserved Fund Balance	-	-	-	0.00%
<b>REVENUES</b>					
<b>INTEREST EARNINGS</b>					
43-341-000	Interest on Investments	56	-	56	0.00%
	TOTAL	56	-	56	0.00%
<b>GRANTS AND CONTRIBUTIONS</b>					
43-357-100	Grant Proceeds	100,000	200,000	(100,000)	-50.00%
	TOTAL	100,000	200,000	(100,000)	-50.00%
TOTAL CURRENT REVENUES		100,056	200,000	(99,944)	-49.97%
TOTAL AVAILABLE BALANCE		100,056	200,000	(99,944)	-49.97%
<b>EXPENDITURES</b>					
<b>GENERAL ADMINISTRATION</b>					
43-414-130	CD Salary	18,000	18,000	-	0.00%
43-465-300	Contractors Bills - Econo.	62,056	157,000	(94,944)	-60.47%
43-465-400	Economic Develop. Consultant F	20,000	25,000	(5,000)	-20.00%
	TOTAL	100,056	200,000	(99,944)	-49.97%
TOTAL EXPENDITURES		100,056	200,000	(99,944)	-49.97%
NET FUND SURPLUS/(DEFICIT)		-	-	-	0.00%

**MARY WOOD PARK FUND**

Account Number	Account Description		FY 2023	FY 2022	Change From 2022 to 2023	
			Budget	Budget	increases or (decreases)	
					\$	%
<b>FUND BALANCE</b>						
80-279-000	Fund Balance		69,000	62,000	7,000	11.29%
<b>REVENUES</b>						
<i>INTEREST EARNINGS</i>						
80-341-100	Interest on Investments		6	4	2	50.00%
		TOTAL	6	4	2	50.00%
<i>GRANTS AND CONTRIBUTIONS</i>						
80-310-100	Deposits - Trust		8,000	17,900	(9,900)	-55.31%
		TOTAL	8,000	17,900	(9,900)	-55.31%
TOTAL CURRENT REVENUES			8,006	17,904	(9,898)	-55.28%
TOTAL AVAILABLE BALANCE			77,006	79,904	(2,898)	-3.63%
<b>EXPENDITURES</b>						
<i>GENERAL ADMINISTRATION</i>						
80-409-220	Expenses		8,006	8,700	(694)	-7.98%
		TOTAL	8,006	8,700	(694)	-7.98%
TOTAL EXPENDITURES			8,006	8,700	(694)	-7.98%
NET FUND SURPLUS/(DEFICIT)			69,000	71,204	(2,204)	-3.10%

**OPERATING RESERVE FUND**

Account Number	Account Description		FY 2023	FY 2022	Change From 2022 to 2023	
			Budget	Budget	increases or (decreases)	
					\$	%
<b>FUND BALANCE</b>						
95-279-000	Fund Balance		879,021	878,868	153	0.02%
<b>REVENUES</b>						
<i>INTEREST EARNINGS</i>						
95-341-100	Interest on Investments		260	1,100	(840)	-76.36%
	TOTAL		260	1,100	(840)	-76.36%
<i>INTERFUND OPERATING TRANSFERS</i>						
95-392-001	Operating Transfer In-General Fund				-	0.00%
	TOTAL		-	-	-	0.00%
TOTAL CURRENT REVENUES			260	1,100	(840)	-76.36%
TOTAL AVAILABLE BALANCE			879,281	879,968	(687)	-0.08%
<b>EXPENDITURES</b>						
<i>GENERAL ADMINISTRATION</i>						
	TOTAL		-	-	-	0.00%
TOTAL EXPENDITURES			-	-	-	0.00%
NET FUND SURPLUS/(DEFICIT)			879,281	879,968	(687)	-0.08%